

**IN THE UNITED STATES BANKRUPTCY COURT
NORTHERN DISTRICT OF TEXAS
DALLAS DIVISION**

In re:)	Chapter 11
GENESIS HEALTHCARE, INC., <i>et al.</i> , ¹)	Case No. 25-80185 (SGJ)
Debtors.)	(Jointly Administered)

**GLOBAL NOTES AND STATEMENT OF
LIMITATION, METHODOLOGY, AND DISCLAIMERS
REGARDING THE MONTHLY OPERATING REPORTS
FOR THE PERIOD AUGUST 1, 2025, THROUGH AUGUST 31, 2025**

Beginning on July 9, 2025 (the “Petition Date”), Genesis Healthcare, Inc. (“Genesis”) and certain of its affiliates and subsidiaries, as debtors and debtors-in-possession in the above-captioned chapter 11 cases (collectively, the “Debtors”) each commenced a case by filing a petition for relief under chapter 11 of the Bankruptcy Code (collectively, the “Chapter 11 Cases”) in the United States Bankruptcy Court for the Northern District of Texas, Dallas Division (the “Court”).

The Debtors continue to operate their businesses and manage their properties as debtors and debtors-in-possession pursuant to Bankruptcy Code sections 1107(a) and 1108. The Chapter 11 Cases have been consolidated for procedural purposes only and are being jointly administered under case number 25-80185 (SGJ).

1. **General Methodology:** The Debtors are filing the attached monthly operating reports (together with all exhibits and schedules thereto, the “MOR”) for the period from August 1, 2025, through and including August 31, 2025 (the “Reporting Period”) solely for purposes of complying with the monthly operating requirements of the Chapter 11 Cases. The financial and supplemental information contained herein is unaudited, limited in scope, and is not prepared in accordance with accounting principles generally accepted in the United States of America (“U.S. GAAP”) nor in accordance with federal or state securities laws or other applicable non-bankruptcy law or in lieu of complying with any periodic reporting requirements thereunder, nor is it intended to fully reconcile to the consolidated financial statements prepared by the Debtors. Upon the application of such principles, the Debtors believe that the financial information could be subject to material change. The

¹ The last four digits of Genesis Healthcare, Inc.’s federal tax identification number are 4755. There are 299 Debtors in these chapter 11 cases, which are being jointly administered for procedural purposes only. A complete list of the Debtors and the last four digits of their federal tax identification numbers are not provided herein. A complete list of such information may be obtained on the website of the Debtors’ claims and noticing agent at <https://dm.epiq11.com/Genesis>. The location of Genesis Healthcare, Inc.’s corporate headquarters and the Debtors’ service address is 101 East State Street, Kennett Square, PA 19348.

Debtors are not liable for and undertake no responsibility to indicate variations from securities or other laws or generally accepted accounting principles. The MOR should not be relied upon by any persons for information relating to current or future financial condition, events, or performance of any of the Debtors or their affiliates, as the results of operations contained herein are not necessarily indicative of results that may be expected from any other period or for the full year and may not necessarily reflect the combined results of operations, financial position, and schedule of receipts and disbursements in the future. There can be no assurance that such information is complete, and the MOR is subject to revision. The following notes, statements, and limitations should be referred to, and referenced in connection with, any review of the MOR. The information included in the MOR was derived from the Debtors' books and records available to them at the time of such preparation, but such information is not subject to certain procedures typically applied to such data for U.S. GAAP purposes. Therefore, the MOR was not prepared in accordance with U.S. GAAP and does not include all the information and disclosures required by U.S. GAAP. Each signatory to the MOR has necessarily relied upon the efforts, statements, advice, and representations of personnel of the Debtors and their agents, advisors, attorneys, and other professionals. Each signatory has not (and could not have) personally verified the accuracy of each such statement, representation, and answer contained in the MOR.

2. **Basis of Presentation:** The MORs present the operations of the Debtors' 299 filing entities divided into two consolidated categories: "group one" for Debtors with current operating entities, and "group two" for Debtors with divested and non-operating entities (each, a "Group" and collectively the "Groups"). A schedule of the 299 Debtor entities to the Groups is attached as **Exhibit MOR-1**. A consolidating statement of cash receipts and disbursements by Group is attached as **Exhibit MOR-2a**. The statement of cash receipts and disbursements is prepared on a cash basis, and is presented separately net of cash activity related to third-party operators, which is discussed in more detail in *Debtors' Emergency Motion for Entry of Interim and Final Orders (I) Authorizing the Debtors to (A) Continue to Operate Their Existing Cash Management System, (B) Maintain Existing Bank Accounts and Business Forms and Honor Certain Prepetition Obligations Related to the Use Thereof, (C) Maintain Purchasing Card Programs and Honor Prepetition Obligations Related Thereto, and (D) Continue to Perform Intercompany Transactions; (II) Extending the Time for the Debtors to Comply with 11 U.S.C. § 345(b) Deposit and Investment Requirements; and (III) Granting Related Relief* [Docket No. 11] (the "**Cash Management Motion**")². A consolidating statement of operations by Group is attached as **Exhibit MOR-2b**. A consolidating balance sheet by Group is attached as **Exhibit MOR-2c**. The consolidating balance sheet includes pre- and post-petition liabilities. A schedule of receipts and disbursements during the **Reporting Period** across all 299 filing entities for

² On August 22, 2025, the Court granted the relief requested in the Cash Management Motion on final basis and entered the *Final Order (I) Authorizing the Debtors to (A) Continue to Operate Their Existing Cash Management System, (B) Maintain Existing Bank Accounts and Business Forms and Honor Certain Prepetition Obligations Related to the Use Thereof, (C) Maintain Purchasing Card Programs and Honor Prepetition Obligations Related Thereto, and (D) Continue to Perform Intercompany Transactions; (II) Extending the Time for the Debtors to Comply with 11 U.S.C. § 345(b) Deposit and Investment Requirements; and (III) Granting Related Relief* [Docket No. 564].

the purpose of calculating the U.S. Trustee fees as set forth under 28 U.S.C. § 1930 (the “U.S. Trustee Fees”), is attached as **Exhibit MOR-3**. The schedule of receipts and disbursements includes certain intercompany cash activity, which is described in the Cash Management Motion. A schedule of payments to insiders is attached as **Exhibit MOR-4**. A schedule of prepetition payments is presented on **Exhibit MOR-5**. A schedule reconciling the bank cash balance to the balance sheet is presented on **Exhibit MOR-6**. Values in the MOR and any exhibits may represent rounded numbers. Accordingly, subtotals may not agree to the summation of the rounded numbers presented.

3. **Reporting Period:** Unless otherwise noted herein, the MOR reflects the Debtors’ books and records and financial activity occurring during the Reporting Period.
4. **Accuracy:** The financial information disclosed herein was not prepared in accordance with federal or state securities laws or other applicable non-bankruptcy law or in lieu of complying with any periodic reporting requirements thereunder. Persons and entities trading in or otherwise purchasing, selling, or transferring the claims against or equity interests in the Debtors should evaluate this financial information in light of the purposes for which it was prepared. The Debtors are not liable for and undertake no responsibility to indicate variations from securities laws or for any evaluations of the Debtors based on this financial information or any other information.
5. **Payments of Prepetition Claims Pursuant to First Day Orders:** Following the Petition Date, the Court entered certain orders authorizing, but not directing, the Debtors to, among other things, pay specific obligations, including (i) service fees and charges assessed by the Debtors’ banks; (ii) insurance, surety, and letter of credit obligations; (iii) refund program obligations; (iv) employee wages, salaries, and related items (including, employee benefit programs, staffing agency payments, and independent contractor obligations); (v) obligations owed to resident care vendors; and (vi) taxes and assessments (collectively, the “First Day Orders”). Pursuant to the First Day Orders, payments were disbursed to cover these obligations.
6. **Insiders:** For purposes of this MOR, the Debtors defined “insiders” pursuant to section 101(31) of the Bankruptcy Code as: (a) directors; (b) officers; (c) persons in control of the Debtors; (d) relatives of the Debtors’ directors, officers, or persons in control of the Debtors; and (e) Debtor and non-Debtor affiliates of the foregoing. Moreover, the Debtors do not take a position with respect to: (i) any insider’s influence over the control of the Debtors; (ii) the management responsibilities or functions of any such insider; (iii) the decision making or corporate authority of any such insider; or (iv) whether the Debtors or any such insider could successfully argue that he or she is not an “insider” under applicable law, with respect to any theories of liability, or for any other purpose.
7. **Insider Payments:** All payments made by the Debtors to “insiders,” as such term is defined in 11 U.S.C. § 101(31), were limited to wage compensation, employee reimbursements and benefits in the ordinary course due to those individuals.

8. **Prepetition Liabilities Subject to Compromise:** Certain prepetition indebtedness during these chapter 11 cases may be subject to compromise or other treatment under a chapter 11 plan. Generally, actions to enforce or otherwise effect payment of prepetition liabilities are stayed. However, the Court has authorized the Debtors to pay certain pre-petition claims subject to certain terms and conditions. The determination of how such liabilities will ultimately be settled or treated cannot be made until the Plan becomes Effective. Accordingly, the ultimate amount of such liabilities is not determinable at this time. Prepetition liabilities that are subject to compromise under ASC 852 are preliminary and may be subject to, among other things, future adjustments depending on Court actions, further developments with respect to disputed claims, determinations of the secured status of certain claims, the values of any collateral securing such claims, rejection of executory contracts, continued reconciliation or other events.
9. **Postpetition Borrowing:** Following the Petition Date, on July 11, 2025, the Court approved postpetition borrowing and the use of cash collateral as set forth in the *Interim Order (I) Authorizing the Debtors to (A) Obtain Postpetition Financing and (B) Utilize Cash Collateral, (II) Granting Adequate Protection to Prepetition Secured Parties, (III) Modifying the Automatic Stay, (IV) Scheduling a Final Hearing, and (V) Granting Related Relief* [Docket No. 57]. On August 28, 2025, the Court approved postpetition and the use of cash collateral on a final basis as set forth in the *Final Order (I) Authorizing The Debtors To (A) Obtain Postpetition Financing And (B) Utilize Cash Collateral, (II) Granting Adequate Protection To Prepetition Secured Parties, (III) Modifying The Automatic Stay, And (Iv) Granting Related Relief* [Docket No. 677].
10. **Reservation of Rights:** Although the Debtors used reasonable efforts to ensure the accuracy and completeness of the MOR, inadvertent errors or omissions may exist.³ Accordingly, the Debtors hereby reserve all of their rights to dispute the validity, status, enforceability, or executory nature of any claim amount, agreement, representation, or other statement set forth in this MOR. For the avoidance of doubt, the Debtors hereby reserve all rights to amend and supplement the MOR in all respects, as may be deemed necessary or appropriate, but shall be under no obligation to do so. Considering the abovementioned limitations, the MOR for any given month may not be comparable to any past or future MOR or any other report and ending and closing balances for all or certain accounts may not be reconciled. Nothing contained in or omitted from this MOR shall constitute a waiver of any of the Debtors' rights or an admission with respect to these Chapter 11 Cases.
11. **Specific MOR Disclosures:**
 - a. **Part 1: Cash Receipts and Disbursements:** The MOR presents the receipts and disbursements of the Debtors during the Reporting Period. The receipts include collections across the Debtors' medical facilities as well as transfers from non-Debtor affiliates to Debtor accounts. Receipts are net of cash activity related to third-party operators, which is described in the Cash Management Motion.

³ The Debtors and their agents, advisors, attorneys, and other professionals, as applicable, do not guarantee or warrant the accuracy or completeness of the data or other information that is provided in the MOR.

Disbursements include payments made in the ordinary course of business, as described in the Cash Management Motion. All figures are reported on a cash basis as reflected in the Debtors' bank statements. Reconciling differences may exist between bank statement balances and balance sheet cash balances due to routine timing variances between payment execution in the Debtors' financial system and the actual disbursement of funds from Debtor bank accounts.

- b. **Part 2: Asset and Liability Status:** The amounts identified in Part 2 of the MOR are derived from the Debtors' unaudited and estimated balance sheets as of August 31, 2025. The MOR reflects the carrying values of the assets as recorded on the Debtors' books and records as of August 31, 2025, and is not based upon an estimate of their current market value. Accounts receivable over 90 days outstanding reflects net accounts receivable adjusted for aged receivables. Postpetition payables are determined based on the latest books and records and are subject to change. Postpetition payables include \$12 million of debtor-in-possession-financing, \$22.4 million of postpetition accounts payable, \$20.4 million of accrued postpetition taxes, and \$64.8 million of accrued postpetition expenses. Accrued postpetition taxes primarily consist of provider taxes and payroll taxes, and accrued postpetition expenses primarily consist of accrued payroll and benefits. These accrued balances are based upon the Debtors' latest estimates as of August 31, 2025, and as the Debtors continue to review and reconcile their books and records, additional adjustments may be made. No postpetition taxes are believed to be past due.

Liabilities reflected in this section include both pre- and post-petition amounts. The category of these liabilities is determined based on the nature of the liability. Secured liabilities include the secured debt facilities, the term loans, capital lease liabilities, Department of Housing and Urban Development ("HUD") loan and IRS obligations. Priority liabilities reflect accrued compensation and accrued taxes, including provider assessments. Unsecured liabilities represent all other liabilities including, but not limited to, the unsecured notes, claims, prepetition accounts payable, operating lease liabilities and other debts. The Debtors reserve their right to amend or adjust the value of each asset set forth herein. Debt is recorded on each respective borrower's MOR, but guarantees may exist at other Debtor entities.

- c. **Part 3: Assets Sold or Transferred:** During the Reporting Period, the Debtors did not sell or transfer any assets.
- d. **Part 4: Income Statement (Statement of Operations):** The MOR reflects the Debtors' best estimates of their statements of operations for the Reporting Period. Taxes include all tax expenses (e.g., provider taxes, income taxes, property taxes, sales and use taxes etc.) except for payroll taxes, which are included as part of total salary costs within general and administrative expenses. Except as otherwise noted,

no adjustments have been made for activity occurring after the close of the Reporting Period.

- e. **Part 5: Professional Fees and Expenses:** Budgeted fees and expenses for bankruptcy professionals are placed into a segregated professional fee account. Professional fees paid during the Reporting Period from this segregated account to the applicable estate professional are set forth in **Part 1.c** and detailed in **Part 5**, and all fees and expenses of the professionals retained by lenders and creditors of the estate that were approved and/or paid are reflected in **Part 5.c**.

Non-bankruptcy professional fees that are paid in the ordinary course of business are disclosed in **Part 5.b**. Certain of these payments were inadvertently paid to some of the Debtors' ordinary course professionals (each, an "OCP") prior to the Court's entry of the OCP order [Docket No. 689]. The table below shows the firm, payment date, and amount of each payment. Each of these firms were previously disclosed to this Court as OCPs and have subsequently filed (or will shortly be filing) declarations of disinterestedness pursuant to the OCP order, none of which have been objected to as of the date of this filing.

Firm	Payment Date	Amount
Hiring Incentives Inc.	8/8/2025	\$ 486
J McHale & Associates Inc.	8/1/2025	35,250
MacCorkle Lavender PLLC	8/21/2025	7,097
Property Valuation Services	8/7/2025	706
Property Valuation Services	8/11/2025	150
Quatro Tax LLC	8/19/2025	568
Ross Brittain & Schonberg Co	8/27/2025	838
Senior Care Valuation LLC	8/22/2025	13,500
Soho Legal Services Ltd	8/22/2025	6,999
Stotler Hayes Group LLC	8/11/2025	85,255
Stotler Hayes Group LLC	8/25/2025	4,166
Zipp & Tannenbaum LLC	8/27/2025	1,450
Williams Mullen Clark & Dobbins	8/28/2025	530
Total		<u>\$ 156,995</u>

- f. **Part 6: Postpetition Taxes:** The MOR reflects the Debtors' best estimates of their accrued postpetition taxes as of August 31, 2025. Except as otherwise noted, no adjustments have been made for activity occurring after the close of the reporting period. As the Debtors continue to review and reconcile their books and records with respect to the postpetition tax payments, additional adjustments may be made.

* * * END OF GLOBAL NOTES * * *

UNITED STATES BANKRUPTCY COURT

NORTHERN DISTRICT OF TEXAS

TEXAS DIVISION

In Re. Genesis Healthcare, Inc. (Group 1)

§
§
§
§

Case No. 25-80185

Debtor(s)

Lead Case No. 25-80185

Jointly Administered

Monthly Operating Report

Chapter 11

Reporting Period Ended: 08/31/2025

Petition Date: 07/09/2025

Months Pending: 2

Industry Classification: 6 2 3 1

Reporting Method: Accrual Basis

Cash Basis

Debtor's Full-Time Employees (current):

17,120

Debtor's Full-Time Employees (as of date of order for relief):

17,386

Supporting Documentation (check all that are attached):

(For jointly administered debtors, any required schedules must be provided on a non-consolidated basis for each debtor)

- Statement of cash receipts and disbursements
 Balance sheet containing the summary and detail of the assets, liabilities and equity (net worth) or deficit
 Statement of operations (profit or loss statement)
 Accounts receivable aging
 Postpetition liabilities aging
 Statement of capital assets
 Schedule of payments to professionals
 Schedule of payments to insiders
 All bank statements and bank reconciliations for the reporting period
 Description of the assets sold or transferred and the terms of the sale or transfer

/s/Russell Perry

Signature of Responsible Party

10/14/2025

Date

Russell Perry

Printed Name of Responsible Party

2021 McKinney Avenue, Suite 340, Dallas TX, 75201
Address

STATEMENT: This Periodic Report is associated with an open bankruptcy case; therefore, Paperwork Reduction Act exemption 5 C.F.R. § 1320.4(a)(2) applies.

Part 1: Cash Receipts and Disbursements		Current Month	Cumulative
a.	Cash balance beginning of month	\$79,935,528	
b.	Total receipts (net of transfers between accounts)	\$239,536,520	\$442,357,745
c.	Total disbursements (net of transfers between accounts)	\$219,645,349	\$357,213,544
d.	Cash balance end of month (a+b-c)	\$99,826,699	
e.	Disbursements made by third party for the benefit of the estate	\$0	\$144,427
f.	Total disbursements for quarterly fee calculation (c+e)	\$219,645,349	\$357,357,971
Part 2: Asset and Liability Status (Not generally applicable to Individual Debtors. See Instructions.)		Current Month	
a.	Accounts receivable (total net of allowance)	\$421,327,697	
b.	Accounts receivable over 90 days outstanding (net of allowance)	\$21,272,559	
c.	Inventory (Book <input checked="" type="radio"/> Market <input type="radio"/> Other <input type="radio"/> (attach explanation))	\$7,650,262	
d.	Total current assets	\$640,916,308	
e.	Total assets	\$2,266,869,612	
f.	Postpetition payables (excluding taxes)	\$99,217,619	
g.	Postpetition payables past due (excluding taxes)	\$0	
h.	Postpetition taxes payable	\$20,002,441	
i.	Postpetition taxes past due	\$0	
j.	Total postpetition debt (f+h)	\$119,220,060	
k.	Prepetition secured debt	\$1,293,430,894	
l.	Prepetition priority debt	\$65,034,136	
m.	Prepetition unsecured debt	\$2,172,557,673	
n.	Total liabilities (debt) (j+k+l+m)	\$3,650,242,763	
o.	Ending equity/net worth (e-n)	\$-1,383,373,151	
Part 3: Assets Sold or Transferred		Current Month	Cumulative
a.	Total cash sales price for assets sold/transferred outside the ordinary course of business	\$0	\$0
b.	Total payments to third parties incident to assets being sold/transferred outside the ordinary course of business	\$0	\$0
c.	Net cash proceeds from assets sold/transferred outside the ordinary course of business (a-b)	\$0	\$0
Part 4: Income Statement (Statement of Operations) (Not generally applicable to Individual Debtors. See Instructions.)		Current Month	Cumulative
a.	Gross income/sales (net of returns and allowances)	\$233,313,800	
b.	Cost of goods sold (inclusive of depreciation, if applicable)	\$0	
c.	Gross profit (a-b)	\$233,313,800	
d.	Selling expenses	\$0	
e.	General and administrative expenses	\$197,708,699	
f.	Other expenses	\$17,492,988	
g.	Depreciation and/or amortization (not included in 4b)	\$3,787,158	
h.	Interest	\$14,998,022	
i.	Taxes (local, state, and federal)	\$14,520,702	
j.	Reorganization items	\$687,231	
k.	Profit (loss)	\$-15,881,000	\$-19,861,606

Part 5: Professional Fees and Expenses

			Approved Current Month	Approved Cumulative	Paid Current Month	Paid Cumulative	
a.	Debtor's professional fees & expenses (bankruptcy) <i>Aggregate Total</i>						
	<i>Itemized Breakdown by Firm</i>						
		Firm Name	Role				
	i						
	ii						
	iii						
	iv						
	v						
	vi						
	vii						
	viii						
	ix						
	x						
	xi						
	xii						
	xiii						
	xiv						
	xv						
	xvi						
	xvii						
	xviii						
	xix						
	xx						
	xxi						
	xxii						
	xxiii						
	xxiv						
	xxv						
	xxvi						
	xxvii						
xxviii							
xxix							
xxx							
xxxi							
xxxii							
xxxiii							
xxxiv							
xxxv							
xxxvi							

xxxvii						
xxxvii						
xxxix						
xl						
xli						
xlII						
xlIII						
xlIV						
xlV						
xlVI						
xlVII						
xlVIII						
xlIX						
l						
II						
III						
IIII						
liv						
lv						
lvi						
lvII						
lvIII						
lix						
lx						
lxi						
lxII						
lxIII						
lxIV						
lxV						
lxVI						
lxVII						
lxVIII						
lxIX						
lxx						
lxxI						
lxxII						
lxxIII						
lxxIV						
lxxV						
lxxVI						
lxxVII						
lxxVIII						

lxxix						
lxxx						
lxxxi						
lxxxii						
lxxxiii						
lxxxiv						
lxxxv						
lxxxvi						
lxxxvi						
lxxxvi						
lxxxix						
xc						
xc						
xcii						
xciii						
xciv						
xcv						
xcvi						
xcvii						
xcviii						
xcix						
c						
ci						

			Approved Current Month	Approved Cumulative	Paid Current Month	Paid Cumulative
b.	Debtor's professional fees & expenses (nonbankruptcy) <i>Aggregate Total</i>		\$156,995	\$156,995	\$156,995	\$156,995
	<i>Itemized Breakdown by Firm</i>					
	Firm Name	Role				
i	Stotler Hayes Group	Other	\$89,421	\$89,421	\$89,421	\$89,421
ii	Williams Mullen Clark & Dobb	Other	\$530	\$530	\$530	\$530
iii	Ross Brittain & Schonberg	Other	\$838	\$838	\$838	\$838
iv	Hiring Incentives, Inc.	Other	\$486	\$486	\$486	\$486
v	J. McHale & Associates	Other	\$35,250	\$35,250	\$35,250	\$35,250
vi	MacCorkle Lavender PLLC	Other	\$7,097	\$7,097	\$7,097	\$7,097
vii	Property Valuation Services	Other	\$856	\$856	\$856	\$856
viii	Quatro Tax LLC	Other	\$568	\$568	\$568	\$568
ix	Senior Care Valuation LLC	Other	\$13,500	\$13,500	\$13,500	\$13,500
x	SOHO Legal Services Ltd.	Other	\$6,999	\$6,999	\$6,999	\$6,999
xi	Zipp & Tannenbaum LLC	Other	\$1,450	\$1,450	\$1,450	\$1,450
xii						
xiii						
xiv						

Debtor's Name Genesis Healthcare, Inc. (Group 1)

Case No. 25-80185

xv						
xvi						
xvii						
xviii						
xix						
xx						
xxi						
xxii						
xxiii						
xxiv						
xxv						
xxvi						
xxvii						
xxviii						
xxix						
xxx						
xxxi						
xxxii						
xxxiii						
xxxiv						
xxxv						
xxxvi						
xxxvii						
xxxviii						
xxxix						
xl						
xli						
xlii						
xliii						
xliv						
xlv						
xlvi						
xlvii						
xlviii						
xliv						
l						
li						
lii						
liii						
liv						
lv						
lvi						

Debtor's Name Genesis Healthcare, Inc. (Group 1)

Case No. 25-80185

lvii						
lviii						
lix						
lx						
lxi						
lxii						
lxiii						
lxiv						
lxv						
lxvi						
lxvii						
lxviii						
lxix						
lxx						
lxxi						
lxxii						
lxxiii						
lxxiv						
lxxv						
lxxvi						
lxxvii						
lxxviii						
lxxix						
lxxx						
lxxxii						
lxxxiii						
lxxxiv						
lxxxv						
lxxxvi						
lxxxvi						
lxxxix						
xc						
xcii						
xciii						
xciv						
xcv						
xcvi						
xcvii						
xcviii						

	xcix					
	c					
c.	All professional fees and expenses (debtor & committees)			\$502,231	\$502,231	\$502,231

Part 6: Postpetition Taxes		Current Month	Cumulative
a.	Postpetition income taxes accrued (local, state, and federal)	\$40,408	\$40,408
b.	Postpetition income taxes paid (local, state, and federal)	\$0	\$0
c.	Postpetition employer payroll taxes accrued	\$6,559,150	\$6,559,150
d.	Postpetition employer payroll taxes paid	\$10,041,018	\$13,620,136
e.	Postpetition property taxes paid	\$738,762	\$739,933
f.	Postpetition other taxes accrued (local, state, and federal)	\$13,402,883	\$13,402,883
g.	Postpetition other taxes paid (local, state, and federal)	\$4,054,083	\$4,550,148

Part 7: Questionnaire - During this reporting period:

- a. Were any payments made on prepetition debt? (if yes, see Instructions) Yes No
- b. Were any payments made outside the ordinary course of business without court approval? (if yes, see Instructions) Yes No
- c. Were any payments made to or on behalf of insiders? Yes No
- d. Are you current on postpetition tax return filings? Yes No
- e. Are you current on postpetition estimated tax payments? Yes No
- f. Were all trust fund taxes remitted on a current basis? Yes No
- g. Was there any postpetition borrowing, other than trade credit? (if yes, see Instructions) Yes No
- h. Were all payments made to or on behalf of professionals approved by the court? Yes No N/A
- i. Do you have:
 - Worker's compensation insurance? Yes No
 - If yes, are your premiums current? Yes No N/A (if no, see Instructions)
 - Casualty/property insurance? Yes No
 - If yes, are your premiums current? Yes No N/A (if no, see Instructions)
 - General liability insurance? Yes No
 - If yes, are your premiums current? Yes No N/A (if no, see Instructions)
- j. Has a plan of reorganization been filed with the court? Yes No
- k. Has a disclosure statement been filed with the court? Yes No
- l. Are you current with quarterly U.S. Trustee fees as set forth under 28 U.S.C. § 1930? Yes No

Part 8: Individual Chapter 11 Debtors (Only)

- a. Gross income (receipts) from salary and wages \$0
- b. Gross income (receipts) from self-employment \$0
- c. Gross income from all other sources \$0
- d. Total income in the reporting period (a+b+c) \$0
- e. Payroll deductions \$0
- f. Self-employment related expenses \$0
- g. Living expenses \$0
- h. All other expenses \$0
- i. Total expenses in the reporting period (e+f+g+h) \$0
- j. Difference between total income and total expenses (d-i) \$0
- k. List the total amount of all postpetition debts that are past due \$0
- l. Are you required to pay any Domestic Support Obligations as defined by 11 U.S.C § 101(14A)? Yes No
- m. If yes, have you made all Domestic Support Obligation payments? Yes No N/A


Privacy Act Statement

28 U.S.C. § 589b authorizes the collection of this information, and provision of this information is mandatory under 11 U.S.C. §§ 704, 1106, and 1107. The United States Trustee will use this information to calculate statutory fee assessments under 28 U.S.C. § 1930(a)(6). The United States Trustee will also use this information to evaluate a chapter 11 debtor's progress through the bankruptcy system, including the likelihood of a plan of reorganization being confirmed and whether the case is being prosecuted in good faith. This information may be disclosed to a bankruptcy trustee or examiner when the information is needed to perform the trustee's or examiner's duties or to the appropriate federal, state, local, regulatory, tribal, or foreign law enforcement agency when the information indicates a violation or potential violation of law. Other disclosures may be made for routine purposes. For a discussion of the types of routine disclosures that may be made, you may consult the Executive Office for United States Trustee's systems of records notice, UST-001, "Bankruptcy Case Files and Associated Records." See 71 Fed. Reg. 59,818 et seq. (Oct. 11, 2006). A copy of the notice may be obtained at the following link: http://www.justice.gov/ust/eo/rules_regulations/index.htm. Failure to provide this information could result in the dismissal or conversion of your bankruptcy case or other action by the United States Trustee. 11 U.S.C. § 1112(b)(4)(F).


I declare under penalty of perjury that the foregoing Monthly Operating Report and its supporting documentation are true and correct and that I have been authorized to sign this report on behalf of the estate.

/s/Russell Perry
 Signature of Responsible Party
Co Chief Restructuring Officer
 Title


Russell Perry
 Printed Name of Responsible Party
10/14/2025
 Date




PageOnePartOne




PageOnePartTwo




PageTwoPartOne




PageTwoPartTwo




Bankruptcy1to50




Bankruptcy51to100




NonBankruptcy1to50



NonBankruptcy51to100



PageThree



PageFour

Exhibit MOR-1

Genesis Healthcare, Inc. et al

Case No. 25-80185

MOR 1 - Entity List (Group 1)

As of August 31, 2025

#	Case #	Debtor Name	Group
1	25-80195	1 Sutphin Drive Operations LLC	Group 1 - Operating
2	25-80222	100 Abbeyville Road Operations LLC	Group 1 - Operating
3	25-80228	100 Chambers Street Operations LLC	Group 1 - Operating
4	25-80232	100 W. Queen Street Operations LLC	Group 1 - Operating
5	25-80311	1000 Lincoln Drive Operations LLC	Group 1 - Operating
6	25-80315	1008 Thompson Street Operations LLC	Group 1 - Operating
7	25-80234	101 13th Street Operations LLC	Group 1 - Operating
8	25-80246	101 Development Group, LLC	Group 1 - Operating
9	25-80317	1020 South Main Street Operations LLC	Group 1 - Operating
10	25-80253	106 Tyree Street Operations LLC	Group 1 - Operating
11	25-80319	1070 Stouffer Avenue Operations LLC	Group 1 - Operating
12	25-80210	11 Dairy Lane Operations LLC	Group 1 - Operating
13	25-80323	1100 Norman Eskridge Highway Operations LLC	Group 1 - Operating
14	25-80327	1104 Welsh Road Operations LLC	Group 1 - Operating
15	25-80260	115 S. Providence Road Operations LLC	Group 1 - Operating
16	25-80214	12-15 Saddle River Road Operations LLC	Group 1 - Operating
17	25-80335	1245 Church Road Operations LLC	Group 1 - Operating
18	25-80265	125 Holly Road Operations LLC	Group 1 - Operating
19	25-80270	128 East State Street Associates, LLC	Group 1 - Operating
20	25-80343	1361 Route 72 West Operations LLC	Group 1 - Operating
21	25-80346	1539 Country Club Road Operations LLC	Group 1 - Operating
22	25-80350	1543 Country Club Road Manor Operations LLC	Group 1 - Operating
23	25-80279	161 Bakers Ridge Road Operations LLC	Group 1 - Operating
24	25-80354	1631 Ritter Drive Operations LLC	Group 1 - Operating
25	25-80357	1650 Galisteo Street Operations LLC	Group 1 - Operating
26	25-80361	1680 Spring Creek Road Operations LLC	Group 1 - Operating
27	25-80365	1700 Market Street Operations LLC	Group 1 - Operating
28	25-80367	1700 Pine Street Operations LLC	Group 1 - Operating
29	25-80284	175 Blueberry Lane Operations LLC	Group 1 - Operating
30	25-80389	1770 Barley Road Operations LLC	Group 1 - Operating
31	25-80287	191 Hackett Hill Road Operations LLC	Group 1 - Operating
32	25-80220	20 Maitland Street Operations LLC	Group 1 - Operating
33	25-80293	200 Pauline Drive Operations LLC	Group 1 - Operating
34	25-80297	200 Reynolds Avenue Operations LLC	Group 1 - Operating
35	25-80303	200 South Ritchie Avenue Operations LLC	Group 1 - Operating
36	25-80306	201 Wood Street Operations LLC	Group 1 - Operating
37	25-80397	2021 Westgate Drive Operations LLC	Group 1 - Operating
38	25-80401	2029 Westgate Drive Operations LLC	Group 1 - Operating
39	25-80406	2101 Fairland Road Operations LLC	Group 1 - Operating
40	25-80186	211-213 Ana Drive Operations LLC	Group 1 - Operating
41	25-80189	2125 Elizabeth Avenue Operations LLC	Group 1 - Operating
42	25-80192	22 Tuck Road Operations LLC	Group 1 - Operating
43	25-80198	225 Evergreen Road Operations LLC	Group 1 - Operating
44	25-80199	227 Evergreen Road Operations LLC	Group 1 - Operating
45	25-80208	24 Old Etna Road Operations LLC	Group 1 - Operating

Genesis Healthcare, Inc. et al

Case No. 25-80185

MOR 1 - Entity List (Group 1)

As of August 31, 2025

#	Case #	Debtor Name	Group
46	25-80211	2400 Kingston Court Operations LLC	Group 1 - Operating
47	25-80215	25 East Lindsley Road Operations LLC	Group 1 - Operating
48	25-80217	25 Ridgewood Road Operations LLC	Group 1 - Operating
49	25-80223	2507 Chestnut Street Operations LLC	Group 1 - Operating
50	25-80227	2600 Northampton Street Operations LLC	Group 1 - Operating
51	25-80230	262 Toll Gate Road Operations LLC	Group 1 - Operating
52	25-80233	2720 Charles Town Road Operations LLC	Group 1 - Operating
53	25-80236	279 Cabot Street Operations LLC	Group 1 - Operating
54	25-80239	279 Cabot Street Property LLC	Group 1 - Operating
55	25-80245	290 Hanover Street Operations LLC	Group 1 - Operating
56	25-80247	292 Applegarth Road Operations LLC	Group 1 - Operating
57	25-80249	3 Industrial Way East Operations LLC	Group 1 - Operating
58	25-80254	30 West Avenue Operations LLC	Group 1 - Operating
59	25-80259	3000 Windmill Road Operations LLC	Group 1 - Operating
60	25-80264	302 Cedar Ridge Road Operations LLC	Group 1 - Operating
61	25-80190	330 Franklin Turnpike Operations LLC	Group 1 - Operating
62	25-80193	333 Green End Avenue Operations LLC	Group 1 - Operating
63	25-80197	3430 Huntingdon Pike Operations LLC	Group 1 - Operating
64	25-80213	3514 Fowler Avenue Operations LLC	Group 1 - Operating
65	25-80218	3590 Washington Pike Operations LLC	Group 1 - Operating
66	25-80225	3720 Church Rock Street Operations LLC	Group 1 - Operating
67	25-80231	390 Red School Lane Operations LLC	Group 1 - Operating
68	25-80240	40 Crosby Street Operations LLC	Group 1 - Operating
69	25-80244	40 Whitehall Road Operations LLC	Group 1 - Operating
70	25-80256	40 Whitehall Road Property LLC	Group 1 - Operating
71	25-80263	400 McKinley Avenue Operations LLC	Group 1 - Operating
72	25-80268	4140 Old Washington Highway Operations LLC	Group 1 - Operating
73	25-80272	419 Harding Street Operations LLC	Group 1 - Operating
74	25-80276	422 23rd Street Operations LLC	Group 1 - Operating
75	25-80282	425 Buttonwood Street Operations LLC	Group 1 - Operating
76	25-80286	450 East Philadelphia Avenue Operations LLC	Group 1 - Operating
77	25-80289	462 Main Street Operations LLC	Group 1 - Operating
78	25-80294	50 Mulberry Tree Street Operations LLC	Group 1 - Operating
79	25-80301	50 Pheasant Road Operations LLC	Group 1 - Operating
80	25-80310	500 East Philadelphia Avenue Operations LLC	Group 1 - Operating
81	25-80333	530 Macoby Street Operations LLC	Group 1 - Operating
82	25-80337	54 Sharp Street Operations LLC	Group 1 - Operating
83	25-80342	5485 Perkiomen Avenue Operations LLC	Group 1 - Operating
84	25-80356	590 North Poplar Fork Road Operations LLC	Group 1 - Operating
85	25-80364	600 Paoli Pointe Drive Operations LLC	Group 1 - Operating
86	25-80371	600 W. Valley Forge Road Operations LLC	Group 1 - Operating
87	25-80375	613 Hammonds Lane Operations LLC	Group 1 - Operating
88	25-80182	624 N. Converse Street Property, LLC	Group 1 - Operating
89	25-80379	640 Bethlehem Pike Operations LLC	Group 1 - Operating
90	25-80390	660 Commonwealth Avenue Operations LLC	Group 1 - Operating

Genesis Healthcare, Inc. et al

Case No. 25-80185

MOR 1 - Entity List (Group 1)

As of August 31, 2025

#	Case #	Debtor Name	Group
91	25-80393	677 Court Street Operations LLC	Group 1 - Operating
92	25-80408	7 Baldwin Street Operations LLC	Group 1 - Operating
93	25-80428	700 Marvel Road Operations LLC	Group 1 - Operating
94	25-80432	700 Town Bank Road Operations LLC	Group 1 - Operating
95	25-80436	715 East King Street Operations LLC	Group 1 - Operating
96	25-80440	723 Summers Street Operations LLC	Group 1 - Operating
97	25-80447	724 N. Charlotte Street Operations LLC	Group 1 - Operating
98	25-80453	75 Hickle Street Operations LLC	Group 1 - Operating
99	25-80455	777 Lafayette Road Operations LLC	Group 1 - Operating
100	25-80458	8 Rose Street Operations LLC	Group 1 - Operating
101	25-80462	8 Snow Road Operations LLC	Group 1 - Operating
102	25-80467	80 Maddex Drive Operations LLC	Group 1 - Operating
103	25-80468	800 Court Street Circle Operations LLC	Group 1 - Operating
104	25-80469	803 Hacienda Lane Operations LLC	Group 1 - Operating
105	25-80471	8100 Washington Lane Operations LLC	Group 1 - Operating
106	25-80472	825 SUMMIT STREET OPERATIONS LLC	Group 1 - Operating
107	25-80473	84 Cold Hill Road Operations LLC	Group 1 - Operating
108	25-80474	840 Lee Road Operations LLC	Group 1 - Operating
109	25-80183	850 12th Avenue Property, LLC	Group 1 - Operating
110	25-80475	867 York Road Operations LLC	Group 1 - Operating
111	25-80476	900 Tuck Street Operations LLC	Group 1 - Operating
112	25-80477	91 Country Village Road Operations LLC	Group 1 - Operating
113	25-80478	940 Walnut Bottom Road Operations LLC	Group 1 - Operating
114	25-80266	Albuquerque Heights Healthcare and Rehabilitation Center, LLC	Group 1 - Operating
115	25-80273	Belen Meadows Healthcare and Rehabilitation Center, LLC	Group 1 - Operating
116	25-80277	Belfast Operations, LLC	Group 1 - Operating
117	25-80280	Brier Oak on Sunset, LLC	Group 1 - Operating
118	25-80285	Camden Operations, LLC	Group 1 - Operating
119	25-80296	Canyon Transitional Rehabilitation Center, LLC	Group 1 - Operating
120	25-80299	Clovis Healthcare and Rehabilitation Center, LLC	Group 1 - Operating
121	25-80302	Encore GC Acquisition LLC	Group 1 - Operating
122	25-80305	Encore Pediatrics, LLC	Group 1 - Operating
123	25-80309	Encore Preakness, LLC	Group 1 - Operating
124	25-80312	Encore Rehabilitation Services, LLC	Group 1 - Operating
125	25-80316	Falmouth Operations, LLC	Group 1 - Operating
126	25-80318	Farmington Operations, LLC	Group 1 - Operating
127	25-80320	FC-GEN Operations Investment, LLC	Group 1 - Operating
128	25-80324	Five Ninety Six Sheldon Road Operations LLC	Group 1 - Operating
129	25-80330	Fountain Holdco, LLC	Group 1 - Operating
130	25-80457	Franklin Woods JV LLC	Group 1 - Operating
131	25-80459	GEN BQ JV Holdings, LLC	Group 1 - Operating
132	25-80461	GEN CCG JV Holdings LLC	Group 1 - Operating
133	25-80340	GEN Operations I, LLC	Group 1 - Operating
134	25-80344	GEN Operations II, LLC	Group 1 - Operating
135	25-80464	GEN SF JV Holdings, LLC	Group 1 - Operating

Genesis Healthcare, Inc. et al

Case No. 25-80185

MOR 1 - Entity List (Group 1)

As of August 31, 2025

#	Case #	Debtor Name	Group
136	25-80345	GEN-CCG WO Master Tenant LLC	Group 1 - Operating
137	25-80349	Genesis Administrative Services LLC	Group 1 - Operating
138	25-80355	Genesis CT XCL Operations LLC	Group 1 - Operating
139	25-80362	Genesis Dynasty Operations LLC	Group 1 - Operating
140	25-80366	Genesis Eldercare Network Services, LLC	Group 1 - Operating
141	25-80370	Genesis ElderCare Physician Services, LLC	Group 1 - Operating
142	25-80372	Genesis HealthCare LLC	Group 1 - Operating
143	25-80376	Genesis HealthCare of Maine, LLC	Group 1 - Operating
144	25-80185	Genesis Healthcare, Inc.	Group 1 - Operating
145	25-80380	Genesis Holdings LLC	Group 1 - Operating
146	25-80386	Genesis Midwest II Operations LLC	Group 1 - Operating
147	25-80392	Genesis NHG Operations LLC	Group 1 - Operating
148	25-80396	Genesis NHG-GEN Operations LLC	Group 1 - Operating
149	25-80402	Genesis OMG Operations LLC	Group 1 - Operating
150	25-80409	Genesis Operations IV LLC	Group 1 - Operating
151	25-80411	Genesis Operations LLC	Group 1 - Operating
152	25-80412	Genesis Operations V LLC	Group 1 - Operating
153	25-80413	Genesis Operations VI LLC	Group 1 - Operating
154	25-80415	Genesis Orion Operations LLC	Group 1 - Operating
155	25-80417	Genesis PA Holdings LLC	Group 1 - Operating
156	25-80419	Genesis Partnership LLC	Group 1 - Operating
157	25-80422	Genesis Physician Services MSO, LLC	Group 1 - Operating
158	25-80426	Genesis PM NJ Operations LLC	Group 1 - Operating
159	25-80438	Genesis SNI Operations LLC	Group 1 - Operating
160	25-80441	Genesis Tang Operations LLC	Group 1 - Operating
161	25-80444	Genesis VT Holdings LLC	Group 1 - Operating
162	25-80466	GEN-Next Holdco I LLC	Group 1 - Operating
163	25-80196	GHC Holdings LLC	Group 1 - Operating
164	25-80207	GHC JV Holdings LLC	Group 1 - Operating
165	25-80212	GHC Payroll LLC	Group 1 - Operating
166	25-80224	Granite Ledges JV LLC	Group 1 - Operating
167	25-80237	Harborside Health I LLC	Group 1 - Operating
168	25-80243	Harborside Healthcare Advisors Limited Partnership	Group 1 - Operating
169	25-80248	Harborside Healthcare Limited Partnership	Group 1 - Operating
170	25-80252	Harborside Healthcare, LLC	Group 1 - Operating
171	25-80274	Harborside Rhode Island Limited Partnership	Group 1 - Operating
172	25-80281	Harborside Toledo Business LLC	Group 1 - Operating
173	25-80290	HBR Kentucky, LLC	Group 1 - Operating
174	25-80298	HBR Trumbull, LLC	Group 1 - Operating
175	25-80307	HC 63 Operations LLC	Group 1 - Operating
176	25-80321	Kennebunk Operations, LLC	Group 1 - Operating
177	25-80325	Kennett Center, L.P.	Group 1 - Operating
178	25-80332	KHI LLC	Group 1 - Operating
179	25-80336	Leasehold Resource Group, LLC	Group 1 - Operating
180	25-80341	Lewiston Operations, LLC	Group 1 - Operating

Genesis Healthcare, Inc. et al

Case No. 25-80185

MOR 1 - Entity List (Group 1)

As of August 31, 2025

#	Case #	Debtor Name	Group
181	25-80347	LTC ACO, LLC	Group 1 - Operating
182	25-80352	Magnolia JV LLC	Group 1 - Operating
183	25-80359	Maryland Harborside, LLC	Group 1 - Operating
184	25-80363	Metro Therapy, Inc.	Group 1 - Operating
185	25-80369	Nine Haywood Avenue Operations LLC	Group 1 - Operating
186	25-80373	Odd Lot LLC	Group 1 - Operating
187	25-80378	Orono Operations, LLC	Group 1 - Operating
188	25-80384	PAI Participant 1, LLC	Group 1 - Operating
189	25-80388	PAI Participant 2, LLC	Group 1 - Operating
190	25-80391	PAI Participant 3, LLC	Group 1 - Operating
191	25-80395	PAI Participant 4, LLC	Group 1 - Operating
192	25-80399	PBR Intermediate Holdings, LLC	Group 1 - Operating
193	25-80404	PDDTSE, LLC	Group 1 - Operating
194	25-80410	Peak Medical Assisted Living, LLC	Group 1 - Operating
195	25-80414	Peak Medical Las Cruces No. 2, LLC	Group 1 - Operating
196	25-80416	Peak Medical Las Cruces, LLC	Group 1 - Operating
197	25-80421	Peak Medical New Mexico No. 3, LLC	Group 1 - Operating
198	25-80430	Peak Medical Roswell, LLC	Group 1 - Operating
199	25-80437	Peak Medical, LLC	Group 1 - Operating
200	25-80442	Pine Tree Villa LLC	Group 1 - Operating
201	25-80445	Post-Acute Innovations, LLC	Group 1 - Operating
202	25-80449	Powerback Pediatrics of Arkansas, LLC	Group 1 - Operating
203	25-80452	Powerback Pediatrics of Georgia, LLC	Group 1 - Operating
204	25-80456	Powerback Pediatrics of Missouri, LLC	Group 1 - Operating
205	25-80460	Powerback Pediatrics of Nebraska, LLC	Group 1 - Operating
206	25-80463	Powerback Pediatrics of South Carolina, LLC	Group 1 - Operating
207	25-80465	Powerback Pediatrics of Vermont, LLC	Group 1 - Operating
208	25-80191	Powerback Rehabilitation, LLC	Group 1 - Operating
209	25-80202	Property Resource Holdings, LLC	Group 1 - Operating
210	25-80206	Regency Health Services, LLC	Group 1 - Operating
211	25-80209	Respiratory Health Services LLC	Group 1 - Operating
212	25-80216	Romney Health Care Center Limited Partnership	Group 1 - Operating
213	25-80219	Route 92 Operations LLC	Group 1 - Operating
214	25-80221	Saddle Shop Road Operations LLC	Group 1 - Operating
215	25-80226	Salisbury JV LLC	Group 1 - Operating
216	25-80235	Scarborough Operations, LLC	Group 1 - Operating
217	25-80238	SHG Partnership, LLC	Group 1 - Operating
218	25-80242	SHG Resources, LLC	Group 1 - Operating
219	25-80251	Skies Healthcare and Rehabilitation Center, LLC	Group 1 - Operating
220	25-80261	Skilled Healthcare, LLC	Group 1 - Operating
221	25-80267	Skowhegan SNF Operations, LLC	Group 1 - Operating
222	25-80271	St. Anthony Healthcare and Rehabilitation Center, LLC	Group 1 - Operating
223	25-80278	St. Catherine Healthcare and Rehabilitation Center, LLC	Group 1 - Operating
224	25-80283	St. John Healthcare and Rehabilitation Center, LLC	Group 1 - Operating
225	25-80288	St. Theresa Healthcare and Rehabilitation Center, LLC	Group 1 - Operating

Genesis Healthcare, Inc. et al

Case No. 25-80185

MOR 1 - Entity List (Group 1)

As of August 31, 2025

#	Case #	Debtor Name	Group
226	25-80292	State Street Associates, L.P.	Group 1 - Operating
227	25-80295	State Street Kennett Square, LLC	Group 1 - Operating
228	25-80300	Stillwell Road Operations LLC	Group 1 - Operating
229	25-80304	Summit Care Parent, LLC	Group 1 - Operating
230	25-80308	Summit Care, LLC	Group 1 - Operating
231	25-80322	Sun Healthcare Group, Inc.	Group 1 - Operating
232	25-80328	SunBridge Beckley Health Care LLC	Group 1 - Operating
233	25-80334	SunBridge Care Enterprises, LLC	Group 1 - Operating
234	25-80374	SunBridge Dunbar Health Care LLC	Group 1 - Operating
235	25-80377	SunBridge Gardendale Health Care Center, LLC	Group 1 - Operating
236	25-80382	SunBridge Goodwin Nursing Home, LLC	Group 1 - Operating
237	25-80480	SunBridge Healthcare, LLC	Group 1 - Operating
238	25-80400	SunBridge Nursing Home, LLC	Group 1 - Operating
239	25-80403	SunBridge Putnam Health Care LLC	Group 1 - Operating
240	25-80407	SunBridge Regency-North Carolina, LLC	Group 1 - Operating
241	25-80418	SunBridge Regency-Tennessee, LLC	Group 1 - Operating
242	25-80420	SunBridge Retirement Care Associates, LLC	Group 1 - Operating
243	25-80423	SunBridge Salem Health Care LLC	Group 1 - Operating
244	25-80425	SunDance Rehabilitation Agency, LLC	Group 1 - Operating
245	25-80429	SunDance Rehabilitation Holdco, Inc.	Group 1 - Operating
246	25-80433	SunDance Rehabilitation, LLC	Group 1 - Operating
247	25-80435	The Rehabilitation Center of Albuquerque, LLC	Group 1 - Operating
248	25-80439	Thirty Five Bel-Aire Drive SNF Operations LLC	Group 1 - Operating
249	25-80443	Three Mile Curve Operations LLC	Group 1 - Operating
250	25-80446	Waterville SNF Operations LLC	Group 1 - Operating
251	25-80448	Westbrook Operations, LLC	Group 1 - Operating
252	25-80451	Westwood Medical Park Operations LLC	Group 1 - Operating

Genesis Healthcare, Inc. et al

Case No. 25-80185

MOR 1 - Entity List (Group 2)

As of August 31, 2025

#	Case #	Debtor Name	Group
1	25-80188	1 Glen Hill Road Operations LLC	Group 2 - Non-Operating
2	25-80204	10 Woodland Drive Operations LLC	Group 2 - Non-Operating
3	25-80250	105 Chester Road Operations LLC	Group 2 - Non-Operating
4	25-80331	1105 Perry Highway Operations LLC	Group 2 - Non-Operating
5	25-80258	113 W. McMurray Road Operations LLC	Group 2 - Non-Operating
6	25-80338	1248 Hospital Drive Operations LLC	Group 2 - Non-Operating
7	25-80275	136 Donahoe Manor Road Operations LLC	Group 2 - Non-Operating
8	25-80394	1848 Greentree Road Operations LLC	Group 2 - Non-Operating
9	25-80200	2 Blackberry Lane Operations LLC	Group 2 - Non-Operating
10	25-80203	23 Fair Street Operations LLC	Group 2 - Non-Operating
11	25-80205	23 Fair Street Property, LLC	Group 2 - Non-Operating
12	25-80241	2800 Palo Parkway Operations LLC	Group 2 - Non-Operating
13	25-80257	300 Pearl Street Operations LLC	Group 2 - Non-Operating
14	25-80201	3485 Davisville Road Operations II LLC	Group 2 - Non-Operating
15	25-80313	501 Thomas Jones Way Operations LLC	Group 2 - Non-Operating
16	25-80329	505 Weyman Road Operations LLC	Group 2 - Non-Operating
17	25-80348	550 South Negley Avenue Operations LLC	Group 2 - Non-Operating
18	25-80351	5609 Fifth Avenue Operations LLC	Group 2 - Non-Operating
19	25-80360	60 Highland Road Operations LLC	Group 2 - Non-Operating
20	25-80383	642 Metacom Avenue Operations LLC	Group 2 - Non-Operating
21	25-80450	735 Putnam Pike Operations LLC	Group 2 - Non-Operating
22	25-80470	885 MacBeth Drive Operations LLC	Group 2 - Non-Operating
23	25-80479	98 Hospitality Drive Operations LLC	Group 2 - Non-Operating
24	25-80269	Albuquerque Heights Property, LLC	Group 2 - Non-Operating
25	25-80291	Canyon Albuquerque Property, LLC	Group 2 - Non-Operating
26	25-80454	Courtyard JV LLC	Group 2 - Non-Operating
27	25-80326	Forty Six Nichols Street Operations LLC	Group 2 - Non-Operating
28	25-80353	Genesis CT Holdings LLC	Group 2 - Non-Operating
29	25-80358	Genesis DE Holdings LLC	Group 2 - Non-Operating
30	25-80381	Genesis MA Holdings LLC	Group 2 - Non-Operating
31	25-80385	Genesis MD Holdings LLC	Group 2 - Non-Operating
32	25-80387	Genesis NH Holdings LLC	Group 2 - Non-Operating
33	25-80398	Genesis NJ Holdings LLC	Group 2 - Non-Operating
34	25-80405	Genesis Operations III LLC	Group 2 - Non-Operating
35	25-80424	Genesis PM CO Operations LLC	Group 2 - Non-Operating
36	25-80427	Genesis PM PA Operations LLC	Group 2 - Non-Operating
37	25-80431	Genesis RI Holdings LLC	Group 2 - Non-Operating
38	25-80434	Genesis VA Holdings LLC	Group 2 - Non-Operating
39	25-80187	Genesis WV Holdings LLC	Group 2 - Non-Operating
40	25-80184	GHC TX Operations LLC	Group 2 - Non-Operating
41	25-80229	Harborside Danbury Limited Partnership	Group 2 - Non-Operating
42	25-80262	Harborside New Hampshire Limited Partnership	Group 2 - Non-Operating
43	25-80314	Kansas City Transitional Care Center, LLC	Group 2 - Non-Operating
44	25-80194	PRMC/GEC at Salisbury Center, LLC	Group 2 - Non-Operating
45	25-80255	Skiles Avenue and Sterling Drive Urban Renewal Operations LLC	Group 2 - Non-Operating
46	25-80339	SunBridge Clipper Home of North Conway, LLC	Group 2 - Non-Operating
47	25-80368	SunBridge Clipper Home of Wolfboro, LLC	Group 2 - Non-Operating

Exhibit MOR-2a

Genesis Healthcare, Inc. et al

Case No. 25-80185

MOR 2A - Statement of Cash Receipts and Disbursements by Group

For the Period Ending August 31, 2025

	Group 1 - Operating	Group 2 - Non- Operating	Total
Net Operating Cash Receipts	\$ 238,825,743	\$ -	\$ 238,825,743
Operating Disbursements:			
Payroll and Benefits	\$ (118,374,799)	\$ -	\$ (118,374,799)
Trade Expenses	(59,336,796)	-	(59,336,796)
Rent	(23,647,294)	-	(23,647,294)
Provider taxes	(11,889,200)	-	(11,889,200)
Other taxes	(2,787,573)	-	(2,787,573)
Insurance	(463,907)	-	(463,907)
Other Disbursements	(366,342)	-	(366,342)
Total Operating Disbursements (excl. Passthrough)	\$ (216,865,911)	\$ -	\$ (216,865,911)
Net Operating Cash Flow (excl. Passthrough)	\$ 21,959,832	\$ -	\$ 21,959,832
Non-Operating Receipts:			
DIP Draw	\$ -	\$ -	\$ -
Other Non-Operating Receipts	-	15,499	15,499
Total Non-Operating Receipts	\$ -	\$ 15,499	\$ 15,499
Non-Operating Disbursements:			
Debt Service	\$ (2,092,207)	\$ -	\$ (2,092,207)
Restructuring-Related	(687,231)	-	(687,231)
Total Non-Operating Disbursements	\$ (2,779,438)	\$ -	\$ (2,779,438)
Net Cash Flow (excl. Passthrough)	\$ 19,180,394	\$ 15,499	\$ 19,195,893
Beginning Bank Cash	\$ 79,935,528	\$ 2,083,632	\$ 82,019,160
Net Cash Flow (excl. Passthrough)	19,180,394	15,499	19,195,893
Passthrough Net Cash Flow via Divested Facilities	710,777	-	710,777
Ending Bank Cash	\$ 99,826,700	\$ 2,099,131	\$ 101,925,830

Exhibit MOR-2b

Genesis Healthcare, Inc. et al

Case No. 25-80185

MOR 2B - Statement of Operations by Group

For the Period Ending August 31, 2025

(\$)	Group 1 - Operating	Group 2 - Non-Operating	Total
1 Revenue	\$ 233,313,800	\$ -	\$ 233,313,800
2 Expenses:			
3 Salary, wages and benefits	124,917,274	-	124,917,274
4 Other operating expenses	51,112,588	-	51,112,588
5 Tax expense	14,520,702	22,328	14,543,031
6 Bad debt expense	3,781,286	-	3,781,286
7 Management and administrative fees	174,989	-	174,989
8 Lease expense	17,722,562	43,009	17,765,571
9 Reorganization expenses	687,231	-	687,231
10 Non-recurring charges	25,609,678	-	25,609,678
11 Depreciation and amortization	3,787,158	12	3,787,170
12 Interest expense	14,998,022	164,125	15,162,146
13 Other expense (income), net	(8,116,690)	110,499	(8,006,191)
14 Total Expenses	249,194,800	339,972	248,847,541
15 Net income (loss)	\$ (15,881,000)	\$ (339,972)	\$ (15,533,742)

Exhibit MOR-2c

Genesis Healthcare, Inc. et al

Case No. 25-80185

MOR 2C - Balance Sheet by Group

As of August 31, 2025

(\$)	Group 1 - Operating	Group 2 - Non-Operating	Total
1 Assets			
2 Cash and cash equivalents	\$ 96,512,317	\$ 2,099,131	\$ 98,611,448
3 Restricted cash and equivalents	36,260,926	-	36,260,926
4 Accounts receivable, net	421,327,697	12,613,346	433,941,043
5 Inventory	7,650,262	-	7,650,262
6 Prepaid and other current assets	79,165,105	3,666,165	82,831,270
7 Total current assets	640,916,308	18,378,641	659,294,949
8 Plant, property and equipment (net)	50,381,158	-	50,381,158
9 Operating lease right-of-use assets (net)	552,849,053	-	552,849,053
10 Finance lease right-of-use assets (net)	330,876,060	-	330,876,060
11 Intangible assets	10,327,959	-	10,327,959
12 Investment in joint ventures	101,147,138	-	101,147,138
13 Long term restricted cash and equivalents	44,803,145	-	44,803,145
14 Intercompany receivables	496,888,892	-	496,888,892
15 Long-term insurance receivables	14,167,822	-	14,167,822
16 Other non-current assets	24,512,077	567,950	25,080,027
17 Total assets	\$ 2,266,869,612	\$ 18,946,591	\$ 2,285,816,203
18 Liabilities			
19 <u>Post-petition liabilities</u>			
20 Accounts payable	\$ 22,428,185	\$ 10,057	\$ 22,438,242
21 Debtor-in-possession financing	12,000,000	-	12,000,000
22 Accrued expenses	64,789,434	-	64,789,434
23 Accrued taxes	20,002,441	-	20,002,441
24 <u>Liabilities subject to compromise</u>			
25 Accounts payable	338,077,859	21,011,918	359,089,777
26 Accrued expenses	252,679,440	24,256,750	276,936,190
27 Accrued taxes	65,034,136	1,466,035	66,500,171
28 Intercompany payables	-	488,326,611	488,326,611
29 Long-term liabilities	1,578,656,650	5,700,128	1,584,356,778
30 Operating lease obligations	712,330,412	6,093,467	718,423,878
31 Financing lease obligations	584,244,205	17,726,926	601,971,132
32 Total liabilities	3,650,242,763	564,591,891	4,214,834,655
33 Shareholders' equity	(1,383,373,152)	(545,645,301)	(1,929,018,453)
34 Total liabilities and shareholders' equity	\$ 2,266,869,612	\$ 18,946,591	\$ 2,285,816,202

Exhibit MOR-3

Genesis Healthcare, Inc. et al

Case No. 25-80185

MOR 3 -1 - Schedule of Cash Receipts and Disbursements by Debtor Entity (Group 1)

As of August 31, 2025

#	Debtor Name	Case ID	Beginning Balance	Receipts	Interco Activity ⁽¹⁾	Disb.	Ending Balance
1	1 Sutphin Drive Operations LLC	25-80195	\$ -	\$ 1,111,535	\$ (1,111,535)	\$ -	\$ -
2	100 Abbeyville Road Operations LLC	25-80222	-	-	-	-	-
3	100 Chambers Street Operations LLC	25-80228	-	-	-	-	-
4	100 W. Queen Street Operations LLC	25-80232	-	-	-	-	-
5	1000 Lincoln Drive Operations LLC	25-80311	-	-	-	-	-
6	1008 Thompson Street Operations LLC	25-80315	-	-	-	-	-
7	101 13th Street Operations LLC	25-80234	-	-	-	-	-
8	101 Development Group, LLC	25-80246	-	-	-	-	-
9	1020 South Main Street Operations LLC	25-80317	-	-	-	-	-
10	106 Tyree Street Operations LLC	25-80253	-	668,866	(668,866)	-	-
11	1070 Stouffer Avenue Operations LLC	25-80319	-	-	-	-	-
12	11 Dairy Lane Operations LLC	25-80210	-	395,813	(395,813)	-	-
13	1100 Norman Eskridge Highway Operations LLC	25-80323	-	3,898	(3,898)	-	-
14	1104 Welsh Road Operations LLC	25-80327	-	-	-	-	-
15	115 S. Providence Road Operations LLC	25-80260	-	-	-	-	-
16	12-15 Saddle River Road Operations LLC	25-80214	-	186,498	(186,498)	-	-
17	1245 Church Road Operations LLC	25-80335	-	-	-	-	-
18	125 Holly Road Operations LLC	25-80265	-	-	-	-	-
19	128 East State Street Associates, LLC	25-80270	-	-	-	-	-
20	1361 Route 72 West Operations LLC	25-80343	-	3,788	(3,788)	-	-
21	1539 Country Club Road Operations LLC	25-80346	-	-	-	-	-
22	1543 Country Club Road Manor Operations LLC	25-80350	-	-	-	-	-
23	161 Bakers Ridge Road Operations LLC	25-80279	-	-	-	-	-
24	1631 Ritter Drive Operations LLC	25-80354	-	-	-	-	-
25	1650 Galisteo Street Operations LLC	25-80357	-	-	-	-	-
26	1680 Spring Creek Road Operations LLC	25-80361	-	-	-	-	-
27	1700 Market Street Operations LLC	25-80365	-	-	-	-	-
28	1700 Pine Street Operations LLC	25-80367	-	-	-	-	-
29	175 Blueberry Lane Operations LLC	25-80284	-	1,382,929	(1,382,929)	-	-
30	1770 Barley Road Operations LLC	25-80389	-	-	-	-	-
31	191 Hackett Hill Road Operations LLC	25-80287	-	-	-	-	-
32	20 Maitland Street Operations LLC	25-80220	-	2,536,933	(2,536,933)	-	-
33	200 Pauline Drive Operations LLC	25-80293	-	-	-	-	-
34	200 Reynolds Avenue Operations LLC	25-80297	-	-	-	-	-
35	200 South Ritchie Avenue Operations LLC	25-80303	-	-	-	-	-
36	201 Wood Street Operations LLC	25-80306	-	-	-	-	-
37	2021 Westgate Drive Operations LLC	25-80397	-	-	-	-	-
38	2029 Westgate Drive Operations LLC	25-80401	-	-	-	-	-
39	2101 Fairland Road Operations LLC	25-80406	-	-	-	-	-
40	211-213 Ana Drive Operations LLC	25-80186	10,588	1,045,495	(1,045,060)	-	11,023
41	2125 Elizabeth Avenue Operations LLC	25-80189	-	-	-	-	-
42	22 Tuck Road Operations LLC	25-80192	-	-	-	-	-
43	225 Evergreen Road Operations LLC	25-80198	-	377,922	(377,922)	-	-
44	227 Evergreen Road Operations LLC	25-80199	-	-	-	-	-
45	24 Old Etna Road Operations LLC	25-80208	-	945,095	(945,095)	-	-
46	2400 Kingston Court Operations LLC	25-80211	-	-	-	-	-
47	25 East Lindsley Road Operations LLC	25-80215	-	228,332	(228,332)	-	-
48	25 Ridgewood Road Operations LLC	25-80217	-	1,999,499	(1,999,499)	-	-
49	2507 Chestnut Street Operations LLC	25-80223	-	-	-	-	-
50	2600 Northampton Street Operations LLC	25-80227	-	-	-	-	-
51	262 Toll Gate Road Operations LLC	25-80230	-	-	-	-	-
52	2720 Charles Town Road Operations LLC	25-80233	-	778,206	(778,206)	-	-
53	279 Cabot Street Operations LLC	25-80236	-	-	-	-	-
54	279 Cabot Street Property LLC	25-80239	-	-	-	-	-
55	290 Hanover Street Operations LLC	25-80245	-	-	-	-	-
56	292 Applegarth Road Operations LLC	25-80247	-	347,284	(347,284)	-	-
57	3 Industrial Way East Operations LLC	25-80249	-	417,009	(417,009)	-	-
58	30 West Avenue Operations LLC	25-80254	-	-	-	-	-
59	3000 Windmill Road Operations LLC	25-80259	-	-	-	-	-
60	302 Cedar Ridge Road Operations LLC	25-80264	-	1,015,946	(1,015,946)	-	-
61	330 Franklin Turnpike Operations LLC	25-80190	-	109,322	(109,322)	-	-

Genesis Healthcare, Inc. et al

Case No. 25-80185

MOR 3 -1 - Schedule of Cash Receipts and Disbursements by Debtor Entity (Group 1)

As of August 31, 2025

#	Debtor Name	Case ID	Beginning Balance	Receipts	Interco Activity ⁽¹⁾	Disb.	Ending Balance
62	333 Green End Avenue Operations LLC	25-80193	-	699,616	(699,616)	-	-
63	3430 Huntingdon Pike Operations LLC	25-80197	-	-	-	-	-
64	3514 Fowler Avenue Operations LLC	25-80213	-	-	-	-	-
65	3590 Washington Pike Operations LLC	25-80218	-	-	-	-	-
66	3720 Church Rock Street Operations LLC	25-80225	-	-	-	-	-
67	390 Red School Lane Operations LLC	25-80231	-	-	-	-	-
68	40 Crosby Street Operations LLC	25-80240	-	723,704	(723,704)	-	-
69	40 Whitehall Road Operations LLC	25-80244	-	-	-	-	-
70	40 Whitehall Road Property LLC	25-80256	-	-	-	-	-
71	400 McKinley Avenue Operations LLC	25-80263	-	-	-	-	-
72	4140 Old Washington Highway Operations LLC	25-80268	-	-	-	-	-
73	419 Harding Street Operations LLC	25-80272	-	-	-	-	-
74	422 23rd Street Operations LLC	25-80276	-	-	-	-	-
75	425 Buttonwood Street Operations LLC	25-80282	-	-	-	-	-
76	450 East Philadelphia Avenue Operations LLC	25-80286	-	-	-	-	-
77	462 Main Street Operations LLC	25-80289	-	-	-	-	-
78	50 Mulberry Tree Street Operations LLC	25-80294	-	758,627	(758,627)	-	-
79	50 Pheasant Road Operations LLC	25-80301	-	970,978	(970,978)	-	-
80	500 East Philadelphia Avenue Operations LLC	25-80310	-	-	-	-	-
81	530 Macoby Street Operations LLC	25-80333	-	-	-	-	-
82	54 Sharp Street Operations LLC	25-80337	-	-	-	-	-
83	5485 Perkiomen Avenue Operations LLC	25-80342	-	-	-	-	-
84	590 North Poplar Fork Road Operations LLC	25-80356	-	-	-	-	-
85	600 Paoli Pointe Drive Operations LLC	25-80364	-	-	-	-	-
86	600 W. Valley Forge Road Operations LLC	25-80371	-	-	-	-	-
87	613 Hammonds Lane Operations LLC	25-80375	-	-	-	-	-
88	624 N. Converse Street Property, LLC	25-80182	-	-	-	-	-
89	640 Bethlehem Pike Operations LLC	25-80379	-	-	-	-	-
90	660 Commonwealth Avenue Operations LLC	25-80390	-	829,897	(829,897)	-	-
91	677 Court Street Operations LLC	25-80393	-	189,509	(189,509)	-	-
92	7 Baldwin Street Operations LLC	25-80408	-	218,688	(218,688)	-	-
93	700 Marvel Road Operations LLC	25-80428	-	125,108	(125,108)	-	-
94	700 Town Bank Road Operations LLC	25-80432	-	440,529	(440,529)	-	-
95	715 East King Street Operations LLC	25-80436	-	-	-	-	-
96	723 Summers Street Operations LLC	25-80440	-	1,025,175	(1,025,175)	-	-
97	724 N. Charlotte Street Operations LLC	25-80447	-	-	-	-	-
98	75 Hickle Street Operations LLC	25-80453	-	-	-	-	-
99	777 Lafayette Road Operations LLC	25-80455	-	-	-	-	-
100	8 Rose Street Operations LLC	25-80458	-	-	-	-	-
101	8 Snow Road Operations LLC	25-80462	-	723,481	(723,481)	-	-
102	80 Maddex Drive Operations LLC	25-80467	-	767,025	(767,025)	-	-
103	800 Court Street Circle Operations LLC	25-80468	-	-	-	-	-
104	803 Hacienda Lane Operations LLC	25-80469	-	-	-	-	-
105	8100 Washington Lane Operations LLC	25-80471	-	115,934	(115,934)	-	-
106	825 SUMMIT STREET OPERATIONS LLC	25-80472	-	-	-	-	-
107	84 Cold Hill Road Operations LLC	25-80473	-	-	-	-	-
108	840 Lee Road Operations LLC	25-80474	-	-	-	-	-
109	850 12th Avenue Property, LLC	25-80183	-	-	-	-	-
110	867 York Road Operations LLC	25-80475	-	223,086	(223,086)	-	-
111	900 Tuck Street Operations LLC	25-80476	-	-	-	-	-
112	91 Country Village Road Operations LLC	25-80477	-	-	-	-	-
113	940 Walnut Bottom Road Operations LLC	25-80478	-	-	-	-	-
114	Albuquerque Heights Healthcare and Rehabilitation Cent	25-80266	-	-	-	-	-
115	Belen Meadows Healthcare and Rehabilitation Center, LL	25-80273	-	-	-	-	-
116	Belfast Operations, LLC	25-80277	-	455,853	(455,853)	-	-
117	Brier Oak on Sunset, LLC	25-80280	-	-	-	-	-
118	Camden Operations, LLC	25-80285	-	700,727	(700,727)	-	-
119	Canyon Transitional Rehabilitation Center, LLC	25-80296	-	-	-	-	-
120	Clovis Healthcare and Rehabilitation Center, LLC	25-80299	-	-	-	-	-
121	Encore GC Acquisition LLC	25-80302	-	-	-	-	-
122	Encore Pediatrics, LLC	25-80305	63,178	175,228	(175,228)	(2,311)	60,867

Genesis Healthcare, Inc. et al

Case No. 25-80185

MOR 3 -1 - Schedule of Cash Receipts and Disbursements by Debtor Entity (Group 1)

As of August 31, 2025

#	Debtor Name	Case ID	Beginning Balance	Receipts	Interco Activity ⁽¹⁾	Disb.	Ending Balance
123	Encore Preakness, LLC	25-80309	-	102,102	(102,102)	-	-
124	Encore Rehabilitation Services, LLC	25-80312	20,285	796,300	(793,603)	(2,698)	20,284
125	Falmouth Operations, LLC	25-80316	-	1,282,117	(1,282,117)	-	-
126	Farmington Operations, LLC	25-80318	-	647,507	(647,507)	-	-
127	FC-GEN Operations Investment, LLC	25-80320	-	-	-	-	-
128	Five Ninety Six Sheldon Road Operations LLC	25-80324	-	-	-	-	-
129	Fountain Holdco, LLC	25-80330	-	-	-	-	-
130	Franklin Woods JV LLC	25-80457	-	-	-	-	-
131	GEN BQ JV Holdings, LLC	25-80459	-	-	-	-	-
132	GEN CCG JV Holdings LLC	25-80461	-	-	-	-	-
133	GEN Operations I, LLC	25-80340	-	-	-	-	-
134	GEN Operations II, LLC	25-80344	-	-	-	-	-
135	GEN SF JV Holdings, LLC	25-80464	-	-	-	-	-
136	GEN-CCG WO Master Tenant LLC	25-80345	-	-	-	-	-
137	Genesis Administrative Services LLC	25-80349	59,823,726	3,715,627	209,687,137	(194,288,063)	78,938,427
138	Genesis CT XCL Operations LLC	25-80355	29,881	136,665	(164,626)	(195)	1,725
139	Genesis Dynasty Operations LLC	25-80362	-	-	-	-	-
140	Genesis Eldercare Network Services, LLC	25-80366	-	-	-	-	-
141	Genesis ElderCare Physician Services, LLC	25-80370	153,672	3,063,166	(3,117,551)	(11,035)	88,252
142	Genesis HealthCare LLC	25-80372	4,856,868	146,679,607	(116,457,529)	(30,393,900)	4,685,046
143	Genesis HealthCare of Maine, LLC	25-80376	73,009	3,626,580	(3,644,964)	(11,012)	43,613
144	Genesis Healthcare, Inc.	25-80185	-	-	-	-	-
145	Genesis Holdings LLC	25-80380	-	-	-	-	-
146	Genesis Midwest II Operations LLC	25-80386	7,575	107,402	(107,796)	(922)	6,259
147	Genesis NHG Operations LLC	25-80392	62,919	662,005	(646,891)	-	78,033
148	Genesis NHG-GEN Operations LLC	25-80396	147,847	3,220,010	(2,953,054)	-	414,803
149	Genesis OMG Operations LLC	25-80402	-	-	-	-	-
150	Genesis Operations IV LLC	25-80409	-	-	-	-	-
151	Genesis Operations LLC	25-80411	-	-	-	-	-
152	Genesis Operations V LLC	25-80412	-	-	-	-	-
153	Genesis Operations VI LLC	25-80413	-	-	-	-	-
154	Genesis Orion Operations LLC	25-80415	-	69,408	(67,936)	(1,472)	-
155	Genesis PA Holdings LLC	25-80417	-	-	-	-	-
156	Genesis Partnership LLC	25-80419	-	-	-	-	-
157	Genesis Physician Services MSO, LLC	25-80422	66,122	1,443,162	(1,440,936)	-	68,348
158	Genesis PM NJ Operations LLC	25-80426	-	-	-	-	-
159	Genesis SNI Operations LLC	25-80438	-	-	-	-	-
160	Genesis Tang Operations LLC	25-80441	687,044	14,309,813	(13,511,988)	(7,904)	1,476,965
161	Genesis VT Holdings LLC	25-80444	-	-	-	-	-
162	GEN-Next Holdco I LLC	25-80466	-	-	-	-	-
163	GHC Holdings LLC	25-80196	-	-	-	-	-
164	GHC JV Holdings LLC	25-80207	-	-	-	-	-
165	GHC Payroll LLC	25-80212	640,834	50	2,126,798	(1,773,295)	994,387
166	Granite Ledges JV LLC	25-80224	-	-	-	-	-
167	Harborside Health I LLC	25-80237	-	-	-	-	-
168	Harborside Healthcare Advisors Limited Partnership	25-80243	-	-	-	-	-
169	Harborside Healthcare Limited Partnership	25-80248	-	-	-	-	-
170	Harborside Healthcare, LLC	25-80252	-	-	-	-	-
171	Harborside Rhode Island Limited Partnership	25-80274	-	-	-	-	-
172	Harborside Toledo Business LLC	25-80281	-	-	-	-	-
173	HBR Kentucky, LLC	25-80290	-	-	-	-	-
174	HBR Trumbull, LLC	25-80298	-	-	-	-	-
175	HC 63 Operations LLC	25-80307	-	-	-	-	-
176	Kennebunk Operations, LLC	25-80321	-	226,312	(226,312)	-	-
177	Kennett Center, L.P.	25-80325	-	-	-	-	-
178	KHI LLC	25-80332	-	-	-	-	-
179	Leasehold Resource Group, LLC	25-80336	-	-	-	-	-
180	Lewiston Operations, LLC	25-80341	-	955,215	(955,215)	-	-
181	LTC ACO, LLC	25-80347	-	-	-	-	-
182	Magnolia JV LLC	25-80352	-	-	-	-	-
183	Maryland Harborside, LLC	25-80359	-	-	-	-	-

Genesis Healthcare, Inc. et al

Case No. 25-80185

MOR 3 -1 - Schedule of Cash Receipts and Disbursements by Debtor Entity (Group 1)

As of August 31, 2025

#	Debtor Name	Case ID	Beginning Balance	Receipts	Interco Activity ⁽¹⁾	Disb.	Ending Balance
184	Metro Therapy, Inc.	25-80363	86,654	2,675,854	(2,740,764)	(5,080)	16,664
185	Nine Haywood Avenue Operations LLC	25-80369	-	-	-	-	-
186	Odd Lot LLC	25-80373	-	-	-	-	-
187	Orono Operations, LLC	25-80378	-	507,708	(507,708)	-	-
188	PAI Participant 1, LLC	25-80384	-	-	-	-	-
189	PAI Participant 2, LLC	25-80388	-	-	-	-	-
190	PAI Participant 3, LLC	25-80391	-	-	-	-	-
191	PAI Participant 4, LLC	25-80395	-	-	-	-	-
192	PBR Intermediate Holdings, LLC	25-80399	12,040,979	-	17,018	(51,686)	12,006,311
193	PDDTSE, LLC	25-80404	-	-	-	-	-
194	Peak Medical Assisted Living, LLC	25-80410	-	-	-	-	-
195	Peak Medical Las Cruces No. 2, LLC	25-80414	-	-	-	-	-
196	Peak Medical Las Cruces, LLC	25-80416	-	-	-	-	-
197	Peak Medical New Mexico No. 3, LLC	25-80421	-	-	-	-	-
198	Peak Medical Roswell, LLC	25-80430	-	-	-	-	-
199	Peak Medical, LLC	25-80437	-	-	-	-	-
200	Pine Tree Villa LLC	25-80442	-	-	-	-	-
201	Post-Acute Innovations, LLC	25-80445	1,018,804	1,101,613	-	(1,326,319)	794,098
202	Powerback Pediatrics of Arkansas, LLC	25-80449	-	-	-	-	-
203	Powerback Pediatrics of Georgia, LLC	25-80452	-	-	-	-	-
204	Powerback Pediatrics of Missouri, LLC	25-80456	-	-	-	-	-
205	Powerback Pediatrics of Nebraska, LLC	25-80460	-	-	-	-	-
206	Powerback Pediatrics of South Carolina, LLC	25-80463	-	-	-	-	-
207	Powerback Pediatrics of Vermont, LLC	25-80465	-	-	-	-	-
208	Powerback Rehabilitation, LLC	25-80191	-	27,499,147	(27,438,031)	(61,116)	-
209	Property Resource Holdings, LLC	25-80202	-	-	-	-	-
210	Regency Health Services, LLC	25-80206	-	-	-	-	-
211	Respiratory Health Services LLC	25-80209	-	-	-	-	-
212	Romney Health Care Center Limited Partnership	25-80216	-	-	-	-	-
213	Route 92 Operations LLC	25-80219	-	-	-	-	-
214	Saddle Shop Road Operations LLC	25-80221	-	-	-	-	-
215	Salisbury JV LLC	25-80226	-	-	-	-	-
216	Scarborough Operations, LLC	25-80235	-	520,834	(520,834)	-	-
217	SHG Partnership, LLC	25-80238	-	-	-	-	-
218	SHG Resources, LLC	25-80242	-	-	-	-	-
219	Skies Healthcare and Rehabilitation Center, LLC	25-80251	-	-	-	-	-
220	Skilled Healthcare, LLC	25-80261	145,545	2,362,445	(2,379,951)	(61,757)	66,282
221	Skowhegan SNF Operations, LLC	25-80267	-	531,513	(531,513)	-	-
222	St. Anthony Healthcare and Rehabilitation Center, LLC	25-80271	-	-	-	-	-
223	St. Catherine Healthcare and Rehabilitation Center, LLC	25-80278	-	-	-	-	-
224	St. John Healthcare and Rehabilitation Center, LLC	25-80283	-	-	-	-	-
225	St. Theresa Healthcare and Rehabilitation Center, LLC	25-80288	-	-	-	-	-
226	State Street Associates, L.P.	25-80292	-	-	-	-	-
227	State Street Kennett Square, LLC	25-80295	-	-	-	-	-
228	Stillwell Road Operations LLC	25-80300	-	-	-	-	-
229	Summit Care Parent, LLC	25-80304	-	-	-	-	-
230	Summit Care, LLC	25-80308	-	-	-	-	-
231	Sun Healthcare Group, Inc.	25-80322	-	-	-	-	-
232	SunBridge Beckley Health Care LLC	25-80328	-	-	-	-	-
233	SunBridge Care Enterprises, LLC	25-80334	-	-	-	-	-
234	SunBridge Dunbar Health Care LLC	25-80374	-	-	-	-	-
235	SunBridge Gardendale Health Care Center, LLC	25-80377	-	-	-	-	-
236	SunBridge Goodwin Nursing Home, LLC	25-80382	-	661,297	(661,297)	-	-
237	SunBridge Healthcare, LLC	25-80480	-	5,069,019	(5,013,706)	-	55,313
238	SunBridge Nursing Home, LLC	25-80400	-	-	-	-	-
239	SunBridge Putnam Health Care LLC	25-80403	-	-	-	-	-
240	SunBridge Regency-North Carolina, LLC	25-80407	-	-	-	-	-
241	SunBridge Regency-Tennessee, LLC	25-80418	-	-	-	-	-
242	SunBridge Retirement Care Associates, LLC	25-80420	-	-	-	-	-
243	SunBridge Salem Health Care LLC	25-80423	-	-	-	-	-
244	SunDance Rehabilitation Agency, LLC	25-80425	-	-	-	-	-

Genesis Healthcare, Inc. et al

Case No. 25-80185

MOR 3 -1 - Schedule of Cash Receipts and Disbursements by Debtor Entity (Group 1)

As of August 31, 2025

#	Debtor Name	Case ID	Beginning Balance	Receipts	Interco Activity ⁽¹⁾	Disb.	Ending Balance
245	SunDance Rehabilitation Holdco, Inc.	25-80429	-	-	-	-	-
246	SunDance Rehabilitation, LLC	25-80433	-	-	-	-	-
247	The Rehabilitation Center of Albuquerque, LLC	25-80435	-	-	-	-	-
248	Thirty Five Bel-Aire Drive SNF Operations LLC	25-80439	-	352,908	(352,908)	-	-
249	Three Mile Curve Operations LLC	25-80443	-	-	-	-	-
250	Waterville SNF Operations LLC	25-80446	-	848,901	(848,901)	-	-
251	Westbrook Operations, LLC	25-80448	-	1,864,951	(1,864,951)	-	-
252	Westwood Medical Park Operations LLC	25-80451	-	153,162	(153,162)	-	-
Total			79,935,530	247,889,935	-	(227,998,765)	99,826,700
253	(+/-): Passthrough Adjustment ⁽²⁾		-	(8,353,416)	-	8,353,416	-
Adjusted Total			\$ 79,935,530	\$ 239,536,519	\$ -	\$ (219,645,349)	\$ 99,826,700

Notes:

(1) Intercompany activity includes cash activities, as described in the cash management motion (docket 11).

(2) Passthrough adjustment reflects divested facility cash flow, as described in the cash management motion (docket 11).

Genesis Healthcare, Inc. et al

Case No. 25-80185

MOR 3 -2 - Schedule of Cash Receipts and Disbursements by Debtor Entity (Group 2)

As of August 31, 2025

#	Debtor Name	Case ID	Beginning Balance	Receipts	Interco Activity	Disb.	Ending Balance
1	GHC TX Operations LLC	25-80184	\$ 2,083,632	\$ 15,499	\$ -	\$ -	\$ 2,099,131
2	1 Glen Hill Road Operations LLC	25-80188	-	-	-	-	-
3	10 Woodland Drive Operations LLC	25-80204	-	-	-	-	-
4	105 Chester Road Operations LLC	25-80250	-	-	-	-	-
5	1105 Perry Highway Operations LLC	25-80331	-	-	-	-	-
6	113 W. McMurray Road Operations LLC	25-80258	-	-	-	-	-
7	1248 Hospital Drive Operations LLC	25-80338	-	-	-	-	-
8	136 Donahoe Manor Road Operations LLC	25-80275	-	-	-	-	-
9	1848 Greentree Road Operations LLC	25-80394	-	-	-	-	-
10	2 Blackberry Lane Operations LLC	25-80200	-	-	-	-	-
11	23 Fair Street Operations LLC	25-80203	-	-	-	-	-
12	23 Fair Street Property, LLC	25-80205	-	-	-	-	-
13	2800 Palo Parkway Operations LLC	25-80241	-	-	-	-	-
14	300 Pearl Street Operations LLC	25-80257	-	-	-	-	-
15	3485 Davisville Road Operations II LLC	25-80201	-	-	-	-	-
16	501 Thomas Jones Way Operations LLC	25-80313	-	-	-	-	-
17	505 Weyman Road Operations LLC	25-80329	-	-	-	-	-
18	550 South Negley Avenue Operations LLC	25-80348	-	-	-	-	-
19	5609 Fifth Avenue Operations LLC	25-80351	-	-	-	-	-
20	60 Highland Road Operations LLC	25-80360	-	-	-	-	-
21	642 Metacom Avenue Operations LLC	25-80383	-	-	-	-	-
22	735 Putnam Pike Operations LLC	25-80450	-	-	-	-	-
23	885 MacBeth Drive Operations LLC	25-80470	-	-	-	-	-
24	98 Hospitality Drive Operations LLC	25-80479	-	-	-	-	-
25	Albuquerque Heights Property, LLC	25-80269	-	-	-	-	-
26	Canyon Albuquerque Property, LLC	25-80291	-	-	-	-	-
27	Courtyard JV LLC	25-80454	-	-	-	-	-
28	Forty Six Nichols Street Operations LLC	25-80326	-	-	-	-	-
29	Genesis CT Holdings LLC	25-80353	-	-	-	-	-
30	Genesis DE Holdings LLC	25-80358	-	-	-	-	-
31	Genesis MA Holdings LLC	25-80381	-	-	-	-	-
32	Genesis MD Holdings LLC	25-80385	-	-	-	-	-
33	Genesis NH Holdings LLC	25-80387	-	-	-	-	-
34	Genesis NJ Holdings LLC	25-80398	-	-	-	-	-
35	Genesis Operations III LLC	25-80405	-	-	-	-	-
36	Genesis PM CO Operations LLC	25-80424	-	-	-	-	-
37	Genesis PM PA Operations LLC	25-80427	-	-	-	-	-
38	Genesis RI Holdings LLC	25-80431	-	-	-	-	-
39	Genesis VA Holdings LLC	25-80434	-	-	-	-	-
40	Genesis WV Holdings LLC	25-80187	-	-	-	-	-
41	Harborside Danbury Limited Partnership	25-80229	-	-	-	-	-
42	Harborside New Hampshire Limited Partnership	25-80262	-	-	-	-	-
43	Kansas City Transitional Care Center, LLC	25-80314	-	-	-	-	-
44	PRMC/GEC at Salisbury Center, LLC	25-80194	-	-	-	-	-
45	Skiles Avenue and Sterling Drive Urban Renewal Operatic	25-80255	-	-	-	-	-
46	SunBridge Clipper Home of North Conway, LLC	25-80339	-	-	-	-	-
47	SunBridge Clipper Home of Wolfeboro, LLC	25-80368	-	-	-	-	-
Total			\$ 2,083,632	\$ 15,499	\$ -	\$ -	\$ 2,099,131

Exhibit MOR-4

Genesis Healthcare, Inc. et al

Case No. 25-80185

MOR 4 - Schedule of Payments to Insiders (Group 1)

As of August 31, 2025

#	Insider Name	Payment Date	Payment Amount	Payment Reason	Note
1	Current Director / Officer	8/1/2025	25,802	Gross Wages	1
2	Current Director / Officer	8/1/2025	8,333	Gross Wages	1
3	Current Director / Officer	8/1/2025	27,290	Gross Wages	1
4	Current Director / Officer	8/1/2025	11,083	Gross Wages	1
5	Current Director / Officer	8/1/2025	10,577	Gross Wages	1
6	Current Director / Officer	8/1/2025	28,526	Gross Wages	1
7	Current Director / Officer	8/1/2025	9,334	Gross Wages	1
8	Current Director / Officer	8/1/2025	12,404	Gross Wages	1
9	Current Director / Officer	8/1/2025	5,424	Gross Wages	1
10	Current Director / Officer	8/1/2025	7,115	Gross Wages	1
11	Current Director / Officer	8/1/2025	18,477	Gross Wages	1
12	Current Director / Officer	8/1/2025	5,316	Gross Wages	1
13	Current Director / Officer	8/1/2025	9,740	Gross Wages	1
14	Current Director / Officer	8/15/2025	25,769	Gross Wages	1
15	Current Director / Officer	8/15/2025	8,358	Gross Wages	1
16	Current Director / Officer	8/15/2025	26,501	Gross Wages	1
17	Current Director / Officer	8/15/2025	11,108	Gross Wages	1
18	Current Director / Officer	8/15/2025	10,577	Gross Wages	1
19	Current Director / Officer	8/15/2025	25,769	Gross Wages	1
20	Current Director / Officer	8/15/2025	9,359	Gross Wages	1
21	Current Director / Officer	8/15/2025	12,429	Gross Wages	1
22	Current Director / Officer	8/15/2025	4,424	Gross Wages	1
23	Current Director / Officer	8/15/2025	7,140	Gross Wages	1
24	Current Director / Officer	8/15/2025	18,269	Gross Wages	1
25	Current Director / Officer	8/15/2025	5,366	Gross Wages	1
26	Current Director / Officer	8/15/2025	9,765	Gross Wages	1
27	Current Director / Officer	8/29/2025	25,769	Gross Wages	1
28	Current Director / Officer	8/29/2025	8,333	Gross Wages	1
29	Current Director / Officer	8/29/2025	25,769	Gross Wages	1
30	Current Director / Officer	8/29/2025	12,587	Gross Wages	1
31	Current Director / Officer	8/29/2025	10,577	Gross Wages	1
32	Current Director / Officer	8/29/2025	25,769	Gross Wages	1
33	Current Director / Officer	8/29/2025	9,334	Gross Wages	1
34	Current Director / Officer	8/29/2025	13,654	Gross Wages	1
35	Current Director / Officer	8/29/2025	4,424	Gross Wages	1
36	Current Director / Officer	8/29/2025	7,115	Gross Wages	1
37	Current Director / Officer	8/29/2025	18,269	Gross Wages	1
38	Current Director / Officer	8/29/2025	5,341	Gross Wages	1

Genesis Healthcare, Inc. et al

Case No. 25-80185

MOR 4 - Schedule of Payments to Insiders (Group 1)

As of August 31, 2025

#	Insider Name	Payment Date	Payment Amount	Payment Reason	Note
39	Current Director / Officer	8/29/2025	9,740	Gross Wages	1
40	Current Director / Officer	8/31/2025	50,000	Consulting Fee	
41	Current Director / Officer	8/6/2025	5,000	Medical Director Fee	
42	Current Director / Officer	8/13/2025	5,000	Medical Director Fee	
43	Total		\$ 590,935		

Notes:

(1) Gross wages include payroll taxes, employee reimbursements and other benefits

Exhibit MOR-5

Genesis Healthcare, Inc. et al

Case No. 25-80185

MOR 5A - Schedule of Prepetition Payments (Group 1)

For the Period Ending August 31, 2025

#	Payee	Payment Date	Prepetition Amount Paid
1	City of Beckley	8/1/2025	\$ 484
2	Generation Clinical Partners	8/1/2025	6,370
3	New England Vascular Access	8/1/2025	17,296
4	City of Beckley	8/4/2025	46,812
5	City of Charleston	8/4/2025	284
6	City of Everett	8/4/2025	3,975
7	Commonwealth of Massachusetts	8/4/2025	121
8	Harrisburg Dairies Inc	8/4/2025	6,527
9	City of Charleston	8/5/2025	15,508
10	Jeff Jarrell D.D.S.	8/5/2025	3,594
11	Jennifer Devinney-Lavsa	8/5/2025	2,000
12	New York State Education Department	8/5/2025	260
13	Haverhill Family Care LLC	8/6/2025	3,725
14	James Toothman DO	8/6/2025	3,000
15	JAMF Software LLC	8/6/2025	137,742
16	Melanie Winegar	8/6/2025	3,690
17	Mindful Medicine	8/6/2025	3,174
18	MobiChord Inc	8/6/2025	82,192
19	Vantage Healthcare LLC	8/6/2025	24,990
20	Washington Department of Revenue	8/6/2025	21,926
21	Bridgeline Global Solutions	8/7/2025	55,747
22	Chirpy Bird Inc	8/7/2025	1,563
23	Jennifer Devinney-Lavsa	8/7/2025	1,900
24	Montgomery County (TX) Tax Office	8/7/2025	191
25	New Mexico Taxation and Revenue Department	8/7/2025	14,090
26	Northeast Protection Partners Inc	8/7/2025	4,682
27	Steve Gnatz MD	8/7/2025	2,000
28	Harrisburg Dairies Inc	8/8/2025	2,697
29	Hospital to Home LLC	8/8/2025	17,494
30	Internal Revenue Service	8/8/2025	38,743
31	Ohio Department of Taxation	8/8/2025	13,327
32	Paul T Cass MD LLC	8/8/2025	5,000
33	Union County EMS	8/8/2025	7,298
34	Adfinitas Health	8/11/2025	3,745
35	ALABAMA CHILD SUPPORT	8/11/2025	130
36	Albany County Sheriff's Office	8/11/2025	177
37	ALBUQUERQUE AUTO OUTLET	8/11/2025	2,688
38	Anthony Favorito Court Officer	8/11/2025	80
39	Anthony Saweikis MD	8/11/2025	1,161
40	Arif M Malik MD	8/11/2025	20,414
41	Arnold Scott Harris PC	8/11/2025	531
42	Asume Administrator for Child	8/11/2025	23
43	Ayne Amjad, MD	8/11/2025	232
44	Benjamin Yeboah Md LLC	8/11/2025	581
45	Bergen Family & Geriatric Care PC	8/11/2025	697
46	Bhannu Health Care Systems Inc	8/11/2025	871
47	Blueshades Inc	8/11/2025	2,555
48	Brian B Kimmel Do	8/11/2025	1,510
49	Bryn Mawr Medical Specialists Assoc	8/11/2025	1,394
50	Bureau of Child Support Enforcement	8/11/2025	1,678
51	Capital One NA	8/11/2025	250
52	Carol Miller Schaeffer	8/11/2025	521
53	Carroll Christiansen MD	8/11/2025	465
54	Chapter 13 Trustee	8/11/2025	7,236
55	Charles Pagana MD	8/11/2025	871
56	Christine Ann Davis	8/11/2025	2,787
57	Clearfield Jefferson Primary Care Assoc	8/11/2025	3,097
58	Community Health Ctrs of Rutland Region	8/11/2025	697
59	Court Officer Deguilo	8/11/2025	91
60	Court Officer Donald Shoemaker	8/11/2025	158

Genesis Healthcare, Inc. et al

Case No. 25-80185

MOR 5A - Schedule of Prepetition Payments (Group 1)

For the Period Ending August 31, 2025

#	Payee	Payment Date	Prepetition Amount Paid
61	Credit Acceptance Corp	8/11/2025	50
62	Creek Medical PLLC	8/11/2025	1,858
63	Cura Healthcare LLC	8/11/2025	5,806
64	Curana Health of New Mexico LLC	8/11/2025	4,645
65	Daiya Healthcare PLLC	8/11/2025	1,452
66	Daniel Stevenson Stadler	8/11/2025	1,887
67	Dartmouth Hitchcock Clinic	8/11/2025	7,858
68	David Wentworth Court Officer	8/11/2025	33
69	Delaware Division Of Child Support	8/11/2025	266
70	District Court Colbert County	8/11/2025	401
71	District Court of Autauga County	8/11/2025	200
72	District Court of Butler County	8/11/2025	172
73	Dr Richard Pish	8/11/2025	465
74	Dr Robert E McMichael MD	8/11/2025	1,161
75	Dr Ward J Paine	8/11/2025	465
76	ELIE MANSOUR MD PC	8/11/2025	929
77	Ephrem Medical Services LLC	8/11/2025	1,960
78	Eugene Fellin	8/11/2025	465
79	Firas Saidi MD	8/11/2025	697
80	Genesis Medical Associates Inc	8/11/2025	465
81	George M Zubak MD	8/11/2025	465
82	Geriatric Consultants PLLC	8/11/2025	25,742
83	Guneet C Purewal MD	8/11/2025	830
84	Guy M Jensen Constable Middlesex County	8/11/2025	22
85	HAB DLT	8/11/2025	752
86	Hemen Shah Md	8/11/2025	1,829
87	Howard J Schain City Marshal	8/11/2025	113
88	Howard Pittle MD	8/11/2025	465
89	Inpatient Consultants of Delaware Inc	8/11/2025	58,368
90	InPatient Consultants of TN	8/11/2025	581
91	Inspira Health Network Medical Group PC	8/11/2025	581
92	IPC Hospitalists of New Mexico Inc	8/11/2025	6,532
93	J & H Genesis LLC	8/11/2025	871
94	Jacob Helsel DO	8/11/2025	5,839
95	James Agresti II DO	8/11/2025	697
96	James Paul Gallagher MD	8/11/2025	2,845
97	James Toothman DO	8/11/2025	6,939
98	James Zumpano MD LLC	8/11/2025	871
99	Jason Rienzo	8/11/2025	129
100	Jeffrey Gretz DO	8/11/2025	465
101	Jeffrey S Holmes MD	8/11/2025	929
102	Jeremy Prince MD	8/11/2025	1,016
103	Jessica Andrews MD	8/11/2025	871
104	John W Neville Jr MD	8/11/2025	2,323
105	Kaushik Patel MD	8/11/2025	581
106	Kelby Faulkner DO	8/11/2025	3,665
107	Kentucky Child Support Enforcement	8/11/2025	283
108	Keystone Collections Group	8/11/2025	2,434
109	Knox County General Sessions Civil Div	8/11/2025	271
110	Kristy Ontiveros MD	8/11/2025	348
111	LVNV Funding LLC	8/11/2025	341
112	Magued Rizkalla Hanna MD MPH	8/11/2025	871
113	Maine Revenue Services	8/11/2025	1,123
114	Mark Van Wormer MD	8/11/2025	1,161
115	Mark Wagner DO	8/11/2025	871
116	Mary Washington Medical Group	8/11/2025	929
117	Massachusetts Dept of Revenue	8/11/2025	41
118	Mercer Bucks Medical Associates	8/11/2025	3,832
119	Mercer County Office Of The Sheriff	8/11/2025	240
120	Michael Antolini DO	8/11/2025	1,858

Genesis Healthcare, Inc. et al

Case No. 25-80185

MOR 5A - Schedule of Prepetition Payments (Group 1)

For the Period Ending August 31, 2025

#	Payee	Payment Date	Prepetition Amount Paid
121	Michigan State Disbursement Unit	8/11/2025	601
122	Mindful Medicine	8/11/2025	2,323
123	Miranda Albaugh	8/11/2025	1,626
124	Mustafa Rahim MD	8/11/2025	1,219
125	Nader Tavakoli-Jalili MD	8/11/2025	2,323
126	Naeini Health Services PC	8/11/2025	929
127	Nanticoke Memorial Hospital	8/11/2025	169
128	National Financial	8/11/2025	231
129	NC Child Support Cent Collect	8/11/2025	476
130	New Jersey Family Support Payment Center	8/11/2025	1,423
131	New Mexico Child Support Enforcement Div	8/11/2025	1,538
132	NH Division of Human Services	8/11/2025	689
133	Nicholas DiTullio MD	8/11/2025	581
134	NYS Child Support Processing Center	8/11/2025	1,081
135	Officer Zachary Romano	8/11/2025	298
136	Ohio Child Support Central	8/11/2025	1,583
137	Oludayo Dawodu MD	8/11/2025	1,016
138	PA Department of Revenue	8/11/2025	20
139	PACS PC	8/11/2025	1,452
140	Paradigm Healthcare PC	8/11/2025	929
141	Penobscot Community Health Care	8/11/2025	1,858
142	PHILIP J KARANIAN MD	8/11/2025	1,161
143	Pravin Chapla	8/11/2025	581
144	Rajneesh G Mehta	8/11/2025	929
145	RC Medical Associates PC	8/11/2025	581
146	RI Family Court	8/11/2025	287
147	Right Now Loans	8/11/2025	146
148	Robert M Browne Court Officer	8/11/2025	34
149	Robert Ruxin	8/11/2025	885
150	Rosenfeld Van Wirt PC	8/11/2025	1,568
151	Rural Community Transportation Inc	8/11/2025	2,412
152	Scott Groeling, Court Officer	8/11/2025	52
153	Scott Yarmark MD	8/11/2025	1,335
154	Sean Heffelfinger MD	8/11/2025	697
155	Sheriff of Mercer County	8/11/2025	265
156	Sister Mary Denista Family Health Center	8/11/2025	1,974
157	Small Claims Court For Jefferson County	8/11/2025	243
158	Small Claims Court of Madison County	8/11/2025	951
159	Stafford County Treasurer	8/11/2025	175
160	State Marshall Lisa Stevenson	8/11/2025	395
161	State of Alabama	8/11/2025	339
162	State of New Mexico Taxation & Revenue	8/11/2025	1,128
163	Stefan G Browne	8/11/2025	279
164	Suburban Geriatrics Inc	8/11/2025	1,858
165	Sunil Verma MD	8/11/2025	929
166	Synergy Medical Group LLC	8/11/2025	1,231
167	Tennessee Child Support	8/11/2025	982
168	The Judgment Group	8/11/2025	217
169	Tidalhealth Nanticoke	8/11/2025	191
170	Treasurer State of Maine	8/11/2025	211
171	TX Child Support SDU	8/11/2025	777
172	Union County General Sessions Court	8/11/2025	542
173	Vantage Healthcare LLC	8/11/2025	12,387
174	Vermont Office of Child Support	8/11/2025	703
175	Virginia Department of Taxation	8/11/2025	405
176	Wayne County Tax Collector	8/11/2025	350
177	Weeks Medical Center	8/11/2025	348
178	Wellspan Medical Group	8/11/2025	1,626
179	William Zirker MD	8/11/2025	1,568
180	WV State Tax Department	8/11/2025	250

Genesis Healthcare, Inc. et al

Case No. 25-80185

MOR 5A - Schedule of Prepetition Payments (Group 1)

For the Period Ending August 31, 2025

#	Payee	Payment Date	Prepetition Amount Paid
181	Yuthapong Sukkasem MD	8/11/2025	523
182	Zaveen Kureishy MD	8/11/2025	1,161
183	Ziad K Mirza MD	8/11/2025	3,999
184	California Department of Tax and Fee	8/12/2025	900
185	Commonwealth of Pennsylvania	8/12/2025	4,421,847
186	Commonwealth of Pennsylvania	8/12/2025	40,750
187	Department of Social and Health Services	8/12/2025	4,000
188	Illinois Department of Revenue	8/12/2025	17,620
189	Tennessee Department of Revenue	8/12/2025	100
190	DC Office of Tax and Revenue	8/13/2025	250
191	Franklin Memorial Hospital	8/14/2025	7,634
192	Mid Ohio Valley Health Department	8/14/2025	375
193	New Mexico Human Services Department	8/15/2025	58,893
194	Quality Septic Tank Service LLC	8/15/2025	2,400
195	Viemed	8/15/2025	9,305
196	Arnold Schneider	8/18/2025	25
197	Athel R Wells	8/18/2025	24
198	Augustin Hunter Jr	8/18/2025	11,159
199	Barbara A Hanson	8/18/2025	100
200	Betty J Huffman	8/18/2025	25
201	Carl Chelius	8/18/2025	470
202	Carol Goodnow	8/18/2025	44
203	Charlene Donohoe	8/18/2025	82
204	Charles Yarbrough	8/18/2025	750
205	Cheryl L Nowacki	8/18/2025	37
206	Christine Ann Davis	8/18/2025	3,200
207	Cynthia A Showalter	8/18/2025	375
208	Cynthia L Jackson	8/18/2025	90
209	David Fridman LLC	8/18/2025	4,200
210	Deborah Young	8/18/2025	25
211	Diane Foreman	8/18/2025	1,575
212	Dolores J Bradenberg	8/18/2025	17
213	Dolores Villescas	8/18/2025	379
214	Donald Witmer	8/18/2025	470
215	Donna Ernst	8/18/2025	264
216	Doris Glass	8/18/2025	25
217	Dorothy Good	8/18/2025	210
218	Dyrenda C Vallair	8/18/2025	91
219	Eileen Harrington	8/18/2025	60
220	Essam Ansari	8/18/2025	6,125
221	Estate of Christine Kovi	8/18/2025	35,853
222	George V Sutton	8/18/2025	17
223	Gloria Yazzle	8/18/2025	227
224	Harold E Whatmough	8/18/2025	18
225	Isaac Tawfik MD	8/18/2025	3,000
226	Janet Eubanks	8/18/2025	952
227	Jessie Wright	8/18/2025	65
228	Joan Good	8/18/2025	37
229	Joanna R Bullock	8/18/2025	42
230	John Kompa	8/18/2025	226
231	Joyce E Rhyne	8/18/2025	29
232	Julia Carreiro	8/18/2025	6
233	Kathleen Conran	8/18/2025	127
234	Kathryn Marx Cooper	8/18/2025	370
235	Kenneth A Condello	8/18/2025	88
236	Kenneth J Yarsky II	8/18/2025	26
237	Kenneth R Townsend	8/18/2025	13
238	Kerry Reilly	8/18/2025	60
239	Lawrence Theus	8/18/2025	260
240	Linda Martin	8/18/2025	1,379

Genesis Healthcare, Inc. et al

Case No. 25-80185

MOR 5A - Schedule of Prepetition Payments (Group 1)

For the Period Ending August 31, 2025

#	Payee	Payment Date	Prepetition Amount Paid
241	Lonnie Steeves	8/18/2025	2,270
242	Mary G Lally	8/18/2025	25
243	Mary Harris	8/18/2025	340
244	Matthew McQuaid	8/18/2025	391
245	M-Medical Group	8/18/2025	2,000
246	Mollie Hamilton	8/18/2025	10,819
247	Nelda Johnson	8/18/2025	840
248	Patricia Collins	8/18/2025	16
249	Patricia Elsholz	8/18/2025	60
250	Patricia Flexer	8/18/2025	5,487
251	Patsy J Summers	8/18/2025	4
252	Paula Bailey	8/18/2025	3,962
253	Paula F Schwein	8/18/2025	38
254	Peggy Johnson	8/18/2025	268
255	Peter Lewis	8/18/2025	173
256	Phyllis Goedeke	8/18/2025	41
257	Priscilla Draper	8/18/2025	476
258	Robert L Skeens	8/18/2025	66
259	Roena P Mossor	8/18/2025	68
260	Roman Ashmyan	8/18/2025	3,200
261	Ron Everhart	8/18/2025	139
262	Ruth Shapiro	8/18/2025	58
263	Sally Sockol	8/18/2025	38
264	Sandy Mastrorocco	8/18/2025	894
265	SHC Medical Partners	8/18/2025	853
266	Southwest Quality Healthcare LLC	8/18/2025	1,750
267	St Lukes Physician Group	8/18/2025	2,400
268	State of West Virginia	8/18/2025	6,350
269	Tamae K Prindle	8/18/2025	20
270	Teena Stone	8/18/2025	94
271	Theodore Kapnick	8/18/2025	3,654
272	Theresa Doyle	8/18/2025	95
273	Ulla Wolfslayer	8/18/2025	615
274	Vernon McMaster	8/18/2025	140
275	Virginia F Winpigler	8/18/2025	66
276	Wanda Mauro	8/18/2025	3,836
277	William J Perrine Jr	8/18/2025	69
278	422 23rd Street Operations LLC	8/19/2025	484
279	Marsh USA Inc	8/19/2025	348,601
280	Mid Ohio Valley Health Department	8/19/2025	563
281	NYSIF Disability Benefits Fund	8/19/2025	3,676
282	Office of Health Facility Licensure and	8/19/2025	94
283	SunBridge Regency - North Carolina, Inc.	8/19/2025	1,491
284	Chirpy Bird Inc	8/20/2025	750
285	Council for AffordableQuality Healthcare	8/20/2025	630
286	Department of Social and Health Services	8/20/2025	152,917
287	Luke Ciaccio PhD	8/20/2025	21,840
288	M Cove Design Solutions LLC	8/20/2025	5,500
289	Metacare LLC	8/20/2025	2,500
290	Maine Revenue Services	8/21/2025	688,000
291	State of Alabama	8/21/2025	349,625
292	Alycia Bradley	8/22/2025	297
293	Barbara Steltz	8/22/2025	1,686
294	Bennie Smith Funeral Home	8/22/2025	4,210
295	Bonnie Bos	8/22/2025	3
296	Charles Linkenhoker	8/22/2025	5,550
297	Jose Carreon	8/22/2025	3
298	Matt Longo	8/22/2025	1,095
299	Michelle Devlin	8/22/2025	905
300	Verna Smith	8/22/2025	812

Genesis Healthcare, Inc. et al

Case No. 25-80185

MOR 5A - Schedule of Prepetition Payments (Group 1)

For the Period Ending August 31, 2025

#	Payee	Payment Date	Prepetition Amount Paid
301	Watson Yates Funeral Home	8/22/2025	471
302	Division of Medical Assistance	8/25/2025	88,200
303	Isaac Tawfik MD	8/25/2025	871
304	Mansbach Health Tools LLC	8/25/2025	40,000
305	Rhoads Energy	8/25/2025	224
306	Treasurer State of New Hampshire	8/25/2025	100
307	US Department of State	8/25/2025	345
308	West Virginia Activity Professional	8/25/2025	720
309	Aaron Graves	8/26/2025	1,134
310	Barbara Slavinski	8/26/2025	68
311	Bernice McNeil	8/26/2025	443
312	Commonwealth of Pennsylvania	8/26/2025	4,391,297
313	Connie Fletcher	8/26/2025	11
314	Deborah Bartlett	8/26/2025	1,119
315	Donna Bobbs	8/26/2025	764
316	Donna Dupuis	8/26/2025	52
317	Estate of Anna Brooks	8/26/2025	4,263
318	Estate of Margaret Buckley	8/26/2025	283
319	Gerald Simon	8/26/2025	18
320	Gule Nilofer	8/26/2025	19
321	Harold Black	8/26/2025	5,530
322	Interface Rehab Inc	8/26/2025	18,624
323	Ivan Alicea	8/26/2025	91
324	Jimmy Walley	8/26/2025	193
325	Jose Acevedo	8/26/2025	1,344
326	Kathleen Losse	8/26/2025	2,176
327	Muhsin Muwwakkil	8/26/2025	54
328	NEHCEU Local 1199	8/26/2025	759
329	Ramon Rodriguez	8/26/2025	2,343
330	Rhode Island	8/26/2025	371,544
331	Teamsters Local Union 175	8/26/2025	1,758
332	Veronica Caruso	8/26/2025	1,440
333	AAA Fire Protection Services	8/27/2025	3,023
334	State of West Virginia	8/27/2025	1,350
335	Adelaide McClellan	8/28/2025	150
336	Alan James	8/28/2025	615
337	Albert Herman	8/28/2025	348
338	Albert Kegerreis	8/28/2025	516
339	Alice Crabtree	8/28/2025	241
340	Alice Jackson	8/28/2025	570
341	Alicia Maes	8/28/2025	62
342	Alvin Franklin	8/28/2025	3,110
343	Alyce Ware	8/28/2025	450
344	Angela Battle	8/28/2025	420
345	Ann Busby	8/28/2025	525
346	Ann Pringle	8/28/2025	432
347	Anna Christal	8/28/2025	4
348	Anne Gordon	8/28/2025	4,218
349	Anthony Collins	8/28/2025	425
350	Arlene Knoll	8/28/2025	257
351	Arminda Cordova	8/28/2025	1,174
352	Aud Hundal	8/28/2025	757
353	Audrey Ludwig	8/28/2025	60
354	Azmat Hussain	8/28/2025	275
355	Barbara Kay	8/28/2025	10
356	Barbara Mahute	8/28/2025	397
357	Barbara McVicker	8/28/2025	464
358	Bea Wilson	8/28/2025	422
359	Becky Pew	8/28/2025	418
360	Bernard Hoye	8/28/2025	609

Genesis Healthcare, Inc. et al

Case No. 25-80185

MOR 5A - Schedule of Prepetition Payments (Group 1)

For the Period Ending August 31, 2025

#	Payee	Payment Date	Prepetition Amount Paid
361	Bernice McCloskey	8/28/2025	180
362	Betty Furr	8/28/2025	350
363	Betty Hickey	8/28/2025	495
364	Betty Hill	8/28/2025	238
365	Betty Krueger	8/28/2025	482
366	Betty Padgett	8/28/2025	144
367	Beverly Jordan	8/28/2025	196
368	Bonnie McKnight	8/28/2025	284
369	Borje Gustafsson	8/28/2025	453
370	Brandie Bailey	8/28/2025	500
371	Brenda Hamrick	8/28/2025	334
372	Bruce Knigge	8/28/2025	50
373	Carl Mericle	8/28/2025	420
374	Carol Auen	8/28/2025	858
375	Carol McCaulley	8/28/2025	1,427
376	Carol VanAssen	8/28/2025	501
377	Caroline Beeman	8/28/2025	420
378	Carolyn Mulder	8/28/2025	814
379	Carolyn St Claire	8/28/2025	5,769
380	Chad Cooper	8/28/2025	539
381	Charisse Johns	8/28/2025	216
382	Charles Brennan	8/28/2025	471
383	Charles Galbraith	8/28/2025	427
384	Charles Gard	8/28/2025	874
385	Charles Startzel	8/28/2025	595
386	Cherry Gordon	8/28/2025	370
387	Cheryl Zywicki	8/28/2025	490
388	Chester Elspass	8/28/2025	850
389	Chris Hunsaker	8/28/2025	150
390	Chris Reilly	8/28/2025	440
391	Christine Firestine	8/28/2025	370
392	Christine Phillips	8/28/2025	267
393	Christopher Booth	8/28/2025	380
394	Clara Eisenberg	8/28/2025	218
395	Colleen Brown	8/28/2025	388
396	Constance Scalzo	8/28/2025	288
397	Cornelis Mermans	8/28/2025	676
398	Cynthia Friedlander	8/28/2025	355
399	Dana Wetter	8/28/2025	2,257
400	Daniel Einfalt	8/28/2025	450
401	Daniel Hanood	8/28/2025	1,092
402	Daniel Kosuth	8/28/2025	423
403	Daniel Stevenson Stadler	8/28/2025	4,480
404	David Fridman LLC	8/28/2025	1,219
405	David Gilbert	8/28/2025	759
406	David Keene	8/28/2025	3,898
407	David Lewis	8/28/2025	231
408	David McFarlane	8/28/2025	174
409	David McMillen	8/28/2025	450
410	David Riffe	8/28/2025	480
411	Dean Phan	8/28/2025	735
412	Debra Bousquet	8/28/2025	165
413	Debra Chwalinski	8/28/2025	40
414	Delores Foltz	8/28/2025	722
415	Denise Byers	8/28/2025	382
416	Dennis Brylow	8/28/2025	575
417	Dennis Ciano	8/28/2025	442
418	Diana Mandell	8/28/2025	1,044
419	Diana Mastras	8/28/2025	424
420	Dianna McGinn	8/28/2025	999

Genesis Healthcare, Inc. et al

Case No. 25-80185

MOR 5A - Schedule of Prepetition Payments (Group 1)

For the Period Ending August 31, 2025

#	Payee	Payment Date	Prepetition Amount Paid
421	Dolores Gaffney	8/28/2025	2,012
422	Don Carpenter	8/28/2025	128
423	Donald Dean	8/28/2025	351
424	Donald Houser	8/28/2025	3,921
425	Donna Sanborn	8/28/2025	390
426	Dorothy Zmuda	8/28/2025	393
427	Douglas Stevens	8/28/2025	372
428	Dr Rex A Cummings	8/28/2025	225
429	Dwaine Bridenbaugh	8/28/2025	200
430	Eileen Black	8/28/2025	303
431	Elaine Rutt	8/28/2025	450
432	Eleanor Rangus	8/28/2025	440
433	Elizabeth Geib	8/28/2025	146
434	Elizabeth Martindell	8/28/2025	391
435	Ellen Shoemaker	8/28/2025	381
436	Eloise Hamilton	8/28/2025	407
437	Elrita C Lorah	8/28/2025	775
438	Elsie Greiner	8/28/2025	370
439	Elwood Robbins	8/28/2025	498
440	Emily Bruce	8/28/2025	187
441	Ephrem Medical Services LLC	8/28/2025	1,916
442	Erik Belgum	8/28/2025	232
443	Erin Barnett	8/28/2025	290
444	Estate of Charmaine Coleman	8/28/2025	6,179
445	Estate of David Wakeman	8/28/2025	378
446	Estate of Deanna Barry	8/28/2025	998
447	Estate of Diane Lockey Mansfield	8/28/2025	1,825
448	Estate of Edward Kirchhof	8/28/2025	512
449	Estate of Helen Watrin	8/28/2025	2,425
450	Estate of Lynn Holm	8/28/2025	1,152
451	Estate of Mamie Ragland	8/28/2025	3,045
452	Estate of Marion Madeheim	8/28/2025	8,610
453	Estate of Nancy Haskell	8/28/2025	9,620
454	Estate of Rebecca Andrada	8/28/2025	4,692
455	Estate of Rita Mattioli	8/28/2025	2,380
456	Estate of Sally Allard	8/28/2025	1,111
457	Estate of Sandra Krick	8/28/2025	50
458	Estate of Susie Kimball	8/28/2025	1,392
459	Estate of Twilight Vasquez	8/28/2025	1,280
460	Estate of Weldon Moore	8/28/2025	686
461	Eugene Marshall	8/28/2025	340
462	Eugene Miller	8/28/2025	96
463	Eva Herrera	8/28/2025	85
464	Evelyn Davis	8/28/2025	500
465	Evelyn Stevens	8/28/2025	750
466	Ewald Stief	8/28/2025	735
467	Floyd Hoefert	8/28/2025	409
468	Fonda Hartman	8/28/2025	214
469	Frances Ruebal	8/28/2025	402
470	Frank Bloom	8/28/2025	440
471	Frank Mulderick	8/28/2025	488
472	G W Green	8/28/2025	690
473	Garland Boddie	8/28/2025	407
474	Gary Dick	8/28/2025	825
475	Gary Morrison	8/28/2025	1,032
476	Gay Lynn James	8/28/2025	100
477	Gerald Keller	8/28/2025	395
478	Geraldine Larrabee	8/28/2025	313
479	Gilbert Hammer	8/28/2025	750
480	Gilbert Page	8/28/2025	2,940

Genesis Healthcare, Inc. et al

Case No. 25-80185

MOR 5A - Schedule of Prepetition Payments (Group 1)

For the Period Ending August 31, 2025

#	Payee	Payment Date	Prepetition Amount Paid
481	Gloria Slominski	8/28/2025	642
482	Harriette Clinebell	8/28/2025	420
483	Harry Charles	8/28/2025	5
484	Hazel Smoluk	8/28/2025	480
485	Helen Halliday	8/28/2025	423
486	Helen Junek	8/28/2025	393
487	Helen Maguire	8/28/2025	173
488	Horst Bauerle	8/28/2025	435
489	Ida Sisneros	8/28/2025	2
490	Ida Wooldridge	8/28/2025	365
491	Irma Aul	8/28/2025	639
492	Jackie Gilmore	8/28/2025	353
493	Jacqueline Ashworth	8/28/2025	7
494	Jacqueline Georgi	8/28/2025	5
495	James Meadows	8/28/2025	691
496	James Meier	8/28/2025	424
497	James Snyder	8/28/2025	28
498	James Toothman DO	8/28/2025	750
499	Jane Wahl	8/28/2025	456
500	Janet Miller	8/28/2025	1,875
501	Janet Nelson	8/28/2025	130
502	Janet Stump	8/28/2025	475
503	Janet Valentyn	8/28/2025	480
504	Jaqueline Pelles	8/28/2025	413
505	Jean Andrews	8/28/2025	194
506	Jean Pierce	8/28/2025	385
507	Jeanette Miller	8/28/2025	380
508	Jeri Morgan	8/28/2025	481
509	Jerome Peters	8/28/2025	784
510	Jerome Stiegler	8/28/2025	525
511	Jerry Wiggins	8/28/2025	450
512	Jesse Gutierrez	8/28/2025	112
513	Jimmie Wolfenbarger	8/28/2025	114
514	Joan Gooch	8/28/2025	450
515	Joan Johnson	8/28/2025	418
516	Joann Goubeaux	8/28/2025	180
517	Joanne Miller	8/28/2025	400
518	John Homeister	8/28/2025	561
519	John Neu	8/28/2025	179
520	John Routa	8/28/2025	300
521	John Smith	8/28/2025	425
522	Joseph Attisano	8/28/2025	135
523	Joseph Messineo	8/28/2025	152
524	Joseph Solly	8/28/2025	487
525	Josephine Cramer	8/28/2025	57
526	Joshua Banscher	8/28/2025	244
527	Joyce Daley	8/28/2025	144
528	Judith Henry	8/28/2025	746
529	Judith Jarrett	8/28/2025	408
530	Judith Kulhanek	8/28/2025	145
531	Judith Morcom	8/28/2025	277
532	Judith O'Connell	8/28/2025	420
533	Judith Overvold	8/28/2025	375
534	Julia Holmes	8/28/2025	761
535	June Gaare	8/28/2025	228
536	June Paris	8/28/2025	249
537	Karen Christie	8/28/2025	440
538	Karen Frye	8/28/2025	693
539	Karen Gaynor	8/28/2025	840
540	Karen Waldon	8/28/2025	448

Genesis Healthcare, Inc. et al

Case No. 25-80185

MOR 5A - Schedule of Prepetition Payments (Group 1)

For the Period Ending August 31, 2025

#	Payee	Payment Date	Prepetition Amount Paid
541	Karen Wisen	8/28/2025	40
542	Katherine Lefler	8/28/2025	200
543	Kevin Kornemann	8/28/2025	1,224
544	Kristen Gilligan	8/28/2025	490
545	Kristi Malek	8/28/2025	440
546	Laurence Kline	8/28/2025	150
547	Lee Jones	8/28/2025	893
548	Leon Sacco	8/28/2025	460
549	Lillian Maxwell	8/28/2025	403
550	Lisa Bennett	8/28/2025	14
551	Lisa Dixon	8/28/2025	391
552	Lisa Lee	8/28/2025	444
553	Lois Anderson	8/28/2025	396
554	Lois Lane	8/28/2025	163
555	Loretta Parise	8/28/2025	810
556	Louise Fisher	8/28/2025	220
557	Lowell Trostel	8/28/2025	473
558	Lucia Elston	8/28/2025	195
559	Lucie Roy	8/28/2025	375
560	Lucille Seaton	8/28/2025	475
561	Lyla Carder	8/28/2025	10,662
562	Mercedes Howard	8/28/2025	510
563	Marcus Sarofim	8/28/2025	697
564	Margaret Fox	8/28/2025	480
565	Margaret Kiefer	8/28/2025	141
566	Margaret OHanlon	8/28/2025	1,050
567	Margaret Redman	8/28/2025	233
568	Margaret Siefert	8/28/2025	765
569	Margaret Zellers	8/28/2025	654
570	Maria Hudnell	8/28/2025	460
571	Maria Mallia	8/28/2025	7
572	Marianne Bellanca	8/28/2025	680
573	Marjorie Janis	8/28/2025	449
574	Mark Bergquist	8/28/2025	698
575	Mark Gleeson	8/28/2025	8
576	Mark Malia	8/28/2025	370
577	Marlene Schumacher	8/28/2025	400
578	Marqueritel Lovett	8/28/2025	369
579	Marshall Edgell	8/28/2025	510
580	Martha Vass	8/28/2025	629
581	Martin Murray	8/28/2025	420
582	Mary Caldwell	8/28/2025	478
583	Mary Davies	8/28/2025	780
584	Mary E Stowe	8/28/2025	800
585	Mary Ferguson	8/28/2025	175
586	Mary Hussong	8/28/2025	5,192
587	Mary MacDowell	8/28/2025	230
588	Mary Maino	8/28/2025	400
589	Mary Ryan	8/28/2025	1,676
590	MaryAlice Ziegenfuss	8/28/2025	806
591	Marygrace Sarro	8/28/2025	240
592	Maxine Roberts	8/28/2025	415
593	Melanie Winegar	8/28/2025	120
594	Melba Cline	8/28/2025	669
595	Melba Cordova	8/28/2025	1,080
596	Melvin Wallace	8/28/2025	462
597	Meredith Bartron	8/28/2025	240
598	Michael Allen	8/28/2025	385
599	Michael Carvlin	8/28/2025	2,514
600	Michael Chait	8/28/2025	742

Genesis Healthcare, Inc. et al

Case No. 25-80185

MOR 5A - Schedule of Prepetition Payments (Group 1)

For the Period Ending August 31, 2025

#	Payee	Payment Date	Prepetition Amount Paid
601	Michael Faulkner	8/28/2025	260
602	Michael Penland	8/28/2025	431
603	Michelle Oppedisano	8/28/2025	485
604	Mildred Law	8/28/2025	397
605	Mindful Medicine	8/28/2025	822
606	Mirtha Umana Murray	8/28/2025	420
607	M-Medical Group	8/28/2025	726
608	MODERN SYSTEMS INC	8/28/2025	3,699
609	Moses Wilson	8/28/2025	801
610	Nancie Burtch	8/28/2025	2,156
611	Nancy Borland	8/28/2025	499
612	Nancy Sydow NP, PLLC	8/28/2025	581
613	Nancy Torkelson	8/28/2025	412
614	Nanette Eisenhuth	8/28/2025	498
615	Nettie Lindsey	8/28/2025	7,892
616	Nora Donner	8/28/2025	727
617	Norma Andes	8/28/2025	385
618	Pamela Boggess	8/28/2025	175
619	Pamela Seils	8/28/2025	520
620	Pamela VanNorman	8/28/2025	400
621	Pat Lennox	8/28/2025	404
622	Patricia Bryan	8/28/2025	808
623	Patricia Horst	8/28/2025	26
624	Patricia Lucas	8/28/2025	400
625	Patricia Lunt	8/28/2025	508
626	Patricia McCann	8/28/2025	397
627	Patrick Carey	8/28/2025	8
628	Patrick OBrien	8/28/2025	952
629	Peggy Sowers	8/28/2025	480
630	Pennsylvania Department of Health	8/28/2025	4,100
631	Penny Podell	8/28/2025	506
632	Permatreat Pest Control Company	8/28/2025	753
633	Perry Howell	8/28/2025	922
634	Peter Sinsabaugh	8/28/2025	2,122
635	Peter Tsivitse	8/28/2025	280
636	Philip Laroche	8/28/2025	999
637	Phillip Abrams	8/28/2025	4,425
638	Phyllis Kleckler	8/28/2025	440
639	Rachel White	8/28/2025	303
640	Ralph Isenberg	8/28/2025	362
641	Ralph Means	8/28/2025	350
642	Randy Rider	8/28/2025	60
643	Raymond Bockover	8/28/2025	969
644	Rebecca Banach	8/28/2025	459
645	Regina Danch	8/28/2025	26
646	Rhoda Funk	8/28/2025	238
647	Rhonda Mullens	8/28/2025	9,238
648	Richard Allred	8/28/2025	197
649	Richard Carney	8/28/2025	15
650	Richard Gordon	8/28/2025	500
651	Richard Gross Jr	8/28/2025	518
652	Richard Jeannotte	8/28/2025	251
653	Rita Tichy	8/28/2025	460
654	Robert Aikman	8/28/2025	460
655	Robert King	8/28/2025	211
656	Robert Lippy	8/28/2025	427
657	Robert Smith	8/28/2025	529
658	Robert Witman	8/28/2025	132
659	Robin Guthrie	8/28/2025	290
660	Rolfe Richmond	8/28/2025	449

Genesis Healthcare, Inc. et al

Case No. 25-80185

MOR 5A - Schedule of Prepetition Payments (Group 1)

For the Period Ending August 31, 2025

#	Payee	Payment Date	Prepetition Amount Paid
661	Roman Ashmyan	8/28/2025	1,394
662	Ronald Bible	8/28/2025	265
663	Ronald Golini	8/28/2025	443
664	Ruth Deudney	8/28/2025	480
665	Ruth Harman	8/28/2025	420
666	Sally Stevens	8/28/2025	2,233
667	Sandra Bazemore	8/28/2025	250
668	Sandra Beeler	8/28/2025	3,631
669	Sandra McCann	8/28/2025	395
670	Sara Kaplaniak	8/28/2025	579
671	Sara Little	8/28/2025	45
672	Sara Scott	8/28/2025	390
673	Sara Yakich	8/28/2025	280
674	Shawn Williams	8/28/2025	375
675	Shelley Wulff	8/28/2025	1,402
676	Shirley Richardson	8/28/2025	471
677	Shirley Rothe	8/28/2025	407
678	Shirley Trepte	8/28/2025	770
679	Southwest Quality Healthcare LLC	8/28/2025	508
680	St Lukes Physician Group	8/28/2025	871
681	Stephen Meehan	8/28/2025	3,876
682	Steven Fishbaine	8/28/2025	480
683	Susan Alwan	8/28/2025	213
684	Susan Baker	8/28/2025	310
685	Susan Bavone	8/28/2025	400
686	Susan Reynolds	8/28/2025	430
687	Susan Sexton	8/28/2025	825
688	Susan Stouffer	8/28/2025	400
689	Sylvia Arnsmeier	8/28/2025	1,899
690	Tamara Childress	8/28/2025	427
691	Tara Mundt	8/28/2025	330
692	Tejal Vallam	8/28/2025	425
693	Terri Jankosky	8/28/2025	125
694	Thelma Kleckley	8/28/2025	399
695	Theresa Chavez	8/28/2025	185
696	Theresa Webb	8/28/2025	830
697	Thomas Burke	8/28/2025	217
698	Thomas Johnson	8/28/2025	450
699	Thomas Killoren	8/28/2025	215
700	Tommy Hicks	8/28/2025	15
701	Troy Turiano	8/28/2025	450
702	University of New Mexico	8/28/2025	350
703	V Winchell	8/28/2025	6,658
704	Vantage Healthcare LLC	8/28/2025	10,621
705	Vern McKissick III	8/28/2025	821
706	Vincent Spina	8/28/2025	200
707	Vivian Johnson	8/28/2025	237
708	Wayne Polley	8/28/2025	488
709	Wesley Taylor	8/28/2025	396
710	Wilfred Baillargeon	8/28/2025	525
711	William Adams	8/28/2025	22
712	William Antonette	8/28/2025	386
713	William Bohonek	8/28/2025	60
714	William Clark	8/28/2025	530
715	William Dempster	8/28/2025	392
716	William Hamilton	8/28/2025	10,819
717	William Henry	8/28/2025	225
718	William Kenney	8/28/2025	371
719	William O'Donnell	8/28/2025	442
720	William Pratt	8/28/2025	326

Genesis Healthcare, Inc. et al

Case No. 25-80185

MOR 5A - Schedule of Prepetition Payments (Group 1)

For the Period Ending August 31, 2025

#	Payee	Payment Date	Prepetition Amount Paid
721	William Weber	8/28/2025	1,764
722	Willie Colvin	8/28/2025	60
723	Winfield Miller	8/28/2025	440
724	Wisconsin Department of Revenue	8/28/2025	50
725	Xenia Brehmer	8/28/2025	375
726	Yvonne Oppenheimer	8/28/2025	375
727	ADM Environmental Group LLC	8/29/2025	5,395
728	State of New Jersey	8/29/2025	2,475
729	State of West Virginia	8/29/2025	1,666,887
730	Texas Comptroller	8/29/2025	534
TOTAL			\$ 14,063,566

Notes:

(1) Certain payments were made via check on 8/31 and may not have cleared in the month of August

(2) Certain prepetition tax payments were funded into an escrow account as described on the Tax Management motion (docket 9)

Exhibit MOR-6

Genesis Healthcare, Inc. et al
 Case No. 25-80185
 MOR 6 - Combined Bank Reconciliation
 As of August 31, 2025

	Bank	Account Number	Jul'25	Aug'25
			Balance	Balance
Cash Balance Per Bank:				
211-213 Ana Drive Operations LLC	Wells Fargo	xxx397	\$ 10,588	\$ 11,023
Encore Pediatrics, LLC	CIBC	xxx285	2,457	2,457
Encore Pediatrics, LLC	CIBC	xxx786	60,722	58,411
Encore Rehabilitation Services, LLC	CIBC	xxx286	285	285
Encore Rehabilitation Services, LLC	CIBC	xxx547	20,000	20,000
Genesis Administrative Services LLC	Capital One	xxx239	2,500,717	2,500,717
Genesis Administrative Services LLC	Capital One	xxx564	20,533	11,630
Genesis Administrative Services LLC	Capital One	xxx811	57,302,476	61,598,261
Genesis Administrative Services LLC	Bank of America	xxx643	-	13,718,765
Genesis Administrative Services LLC	Bank of America	xxx646	-	1,014,180
Genesis Administrative Services LLC	Bank of America	xxx773	-	94,874
Genesis CT XCL Operations LLC	Wells Fargo	xxx519	29,881	1,676
Genesis CT XCL Operations LLC	Wesbanco	xxx883	-	50
Genesis ElderCare Physician Services, LLC	Manufacturers and Trust	xxx579	153,672	88,252
Genesis HealthCare LLC	Bank of America	xxx352	8,094	8,094
Genesis HealthCare LLC	Capital One	xxx006	400,000	400,000
Genesis HealthCare LLC	Capital One	xxx757	2,822,242	2,640,289
Genesis HealthCare LLC	Citibank	xxx116	2,793	1,491
Genesis HealthCare LLC	CIBC	xxx847	1,169,151	1,118,927
Genesis HealthCare LLC	Wells Fargo	xxx848	454,587	516,244
Genesis HealthCare of Maine, LLC	Key Bank	xxx703	73,009	43,613
Genesis Midwest II Operations LLC	Capital One	xxx736	7,575	6,258
Genesis NHG Operations LLC	Wells Fargo	xxx036	62,919	78,033
Genesis NHG-GEN Operations LLC	Wells Fargo	xxx071	147,847	414,803
Genesis Physician Services MSO, LLC	Manufacturers and Trust	xxx571	66,122	68,349
Genesis Tang Operations LLC	Capital One	xx680	469,388	1,373,791
Genesis Tang Operations LLC	Capital One	xxx699	217,656	103,173
GHC Payroll LLC	Bank of America	xxx859	640,834	994,387
Metro Therapy, Inc.	PNC Bank	xxx502	4,858	(222)
Metro Therapy, Inc.	PNC Bank	xxx737	81,796	16,886
PBR Intermediate Holdings, LLC	Bank of America	xxx664	172	814
PBR Intermediate Holdings, LLC	Capital One	xxx410	12,000,375	12,000,375
PBR Intermediate Holdings, LLC	Capital One	xxx554	40,433	5,122
Post-Acute Innovations, LLC	Fifth Third Bank	xxx978	1,018,804	794,099
Skilled Healthcare, LLC	Wells Fargo	xxx932	9,832	-
Skilled Healthcare, LLC	Wells Fargo	xxx609	76,037	6,606
Skilled Healthcare, LLC	Wells Fargo	xxx617	5,000	5,000
Skilled Healthcare, LLC	Wells Fargo	xxx254	54,676	54,676
SunBridge Healthcare, LLC	Wesbanco	xxx446	-	55,312
GHC TX Operations LLC	Manufacturers and Trust	xxx428	2,074,382	2,089,881
GHC TX Operations LLC	Manufacturers and Trust	xxx120	9,250	9,250
Total Cash Balance, per Bank			82,019,160	101,925,830
Other reconciling items (1)			(1,825,474)	(3,314,382)
Total Cash Balance, per Book			\$ 80,193,686	\$ 98,611,448

Notes:

(1) Other in-transit items are primarily relate to check float, transfers in-progress, petty cash, imprest cash, and other miscellaneous items